

turn on your lifestyle

SONASHI®



In today's fast changing and versatile global market, an increasingly competitive and innovative approach is required to meet the challenges of providing the consumer with the most up-to-date products and the most comprehensive service. We at SONASHI are resolved to ensure our customers satisfaction and remain at the cutting edge of the world's electronics.

SONASHI ELECTRONICS was incorporated in 1993 with the objective of manufacturing and exporting quality consumer electronics products. We have made significant progress since in the distribution of television, audio-video and home appliance worldwide.

We are operating from a global perspective. Our main objective is our customers utmost satisfaction. We lay great emphasis on quality and have stringent quality control procedures.

3
MDA
CATEGORY

23
HOME
APPLIANCES

93
AUDIO
VIDEO

105
PERSONAL
CARE

127
LIFESTYLE /
HOME
IMPROVEMENT

136
LED
TORCH

146
EMERGENCY
LANTERN

TABLE OF CONTENTS

About Us	1
Table of Contents	2
MDA CATEGORY	3
Refrigerator	4
Chest Freezer	7
Washing Machine / Window AC	8
Vacuum Cleaner	13
Water Dispenser	19
Microwave Oven / Electric Oven	20
HOME APPLIANCES	22
Gas Stove	24
Gas Oven	26
Hot Plate	28
Infrared Cooker	29
Deep Fryer / Air Fryer	31
Garment Steamer	34
Steam Iron	37
Dry Iron	39
Heavy Iron	40
Rice Cooker	42
Blender	45
Sports / Portable Blender	46
Mixer Grinder	48
Citrus Juicer / Toaster	51
Hand Blender	52
Stand Mixer	55
Juice Blender	57
Juice Extractor	58
Meat Grinder / Egg Boiler	59
Chopper	60
Popcorn Maker / Kettle	62
Electric Water Boiler	65
Sandwich Grill Maker	67
Sandwich Grill Maker / Waffle Maker	70
Waffle Maker Bread / Pizza /	71
Gurraan / Naan Maker	71
Coffee Machine / Coffee Maker	72
Multi Capsule Coffee Machine	74
Fans	75
Stand Fan	83
Air Cooler / Heaters	86
Pressure Cooker	91
Vacuum Flask	93
Kitchen Scale	97
AUDIO / VIDEO	98
LED Tv	94
2.1 CH Speaker Woofer Systems	105
5.1 CH / Rechargeable Trolley Speakers	107
Rechargeable Bluetooth Speakers /	111
Microphone	
PERSONAL CARE	114
Hair Straightener	115
Hair Curler	120
Hair Dryer	121
Hair Styler	126
Lady Shaver / Fabulous Facial	129
Hair Clipper	130
Bathroom Scale	136
Luggage Scales	137
LIFESTYLE / HOME IMPROVEMENT	138
Insect Killer	139
Mosquito Swatter	142
TV Wall Brackets	143
Extension Sockets	145
LED Torch	147
Emergency Lantern	159
Led Table Lamp / Bulb	168
Folding Lamp	171
Search Light / Head Light	172
Rechargeable LED Bulb / Gun Massager	174



KITCHEN
SMART APPLIANCES

Model No: SFD-105



DEFROST
REFRIDGERATOR

DOUBLE DOOR REFRIGERATOR
GROSS CAPACITY:82L
NET CAPACITY(REFRIGERATOR) : 58L
NET CAPACITY(FREEZER) : 22L
R600A GAS
MECHANIC TEMPERATURE CONTROL
INSIDE CONDENSER / HUAYI COMPRESSOR
WITH INTERIOR LAMP & ADJUSTABLE LEG
WITH RECESSED HANDLE / MANUAL DE-FROST TYPE
1 GLASS SHELF / 2 DOOR SHELFS / 1 EGG TRAY & 1 ICE TRAY
1 VEGETABLE CRISPER / 3 STAR RATING
WITH LOCK AND KEY
220-240V - 50Hz



Model No: SFD-100N1



DEFROST
REFRIDGERATOR

SINGLE DOOR REFRIGERATOR
GROSS CAPACITY:90L
NET CAPACITY:86L
WITH 2 GLASS SHELVES
RECESSED HANDLE
R600A REFRIGERANT
WITH LOCK&KEY / VEGETABLE BOX
DANFU COMPRESSOR
INSIDE CONDENSOR
WITH INTERIOR LAMP & ADJUSTABLE LEG
WITH MECHANICAL CONTROL
MANUAL DEFROST TYPE
220-240V/50-60Hz



MODEL No.	PCS/CTN	CBM PER ctn	QTY 20'	QTY 40'	QTY 40'Hq
SFD-105	1 PC	0.2081	135	280	345
SFD-100N1	1 PC	0.1829	150	315	375

Model No: SFD-198



DEFROST REFRIDGERATOR

GROSS CAPACITY : 138L
 NET CAPACITY(REFRIGERATOR) : 94L
 NET CAPACITY(FREEZER) : 44L
 R600A GAS CFC FREE REFRIGERANT
 EFFICIENT COMPRESSOR
 ENERGY SAVING AND LOW NOISE DESIGN
 LOCK AND KEY / INSIDE LIGHT
 VEGETABLE BOX / EGG TRAY
 MANUAL DEFROST / ICE TRAY
 WIRE SHELVES & GLASS SHELVES
 ADJUSTABLE FRONT FEET
 SIDE-OUT SHELVES / VERTICAL HANDLE
 220-240V, 50Hz



Model No: SFD-260DF



DEFROST REFRIDGERATOR

DOUBLE DOOR REFRIGERATOR
 GROSS CAPACITY:220L
 NET CAPACITY(REFRIGERATOR) : 148L
 NET CAPACITY(FREEZER) : 58L / R600A GAS
 MECHANIC TEMPERATURE CONTROL
 INSIDE CONDENSER / GMCC COMPRESSOR
 WITH INTERIOR LAMP & ADJUSTABLE LEG
 WITH EXTERNAL HANDLE / MANUAL DE-FROST TYPE
 2 GLASS SHELF / 3 DOOR SHELVES
 2 EGG TRAY & 1 ICE TRAY.
 1 VEGETABLE CRISPER / 1 STAR RATING
 WITH LOCK AND KEY
 220-240V ~ 50Hz



MODEL No.	PCS/CTN	CBM PER ctn	QTY 20'	QTY 40'	QTY 40'Hq
SFD-198	1 PC	0.3740	75	155	192
SFD-260DF	1 PC	0.5112	55	315	375

Model No: SFD-380NF



NO FROST REFRIDGERATOR

GROSS CAPACITY:280L
 NET CAPACITY(REFRIGERATOR) : 218L
 NET CAPACITY(FREEZER) : 62L
 R600A GAS CFC FREE REFRIGERANT
 EFFICIENT COMPRESSOR
 ENERGY SAVING & LOW NOISE DESIGN
 LOCK & KEY / INSIDE LIGHT
 VEGETABLE BOX / EGG TRAY
 1+3 +1 GLASS SHELVES
 ADJUSTABLE FRONT FEET
 SIDE OUT SHELVES
 RECESSED HANDLE / ICE TRAY
 220-240V, 50/60HZ



Model No: SFD-460NF



NO FROST REFRIDGERATOR

GROSS CAPACITY: 338L
 NET CAPACITY(REFRIGERATOR): 259L
 NET CAPACITY(FREEZER): 79L
 R-600A GAS CFC FREE REFRIGERANT
 EFFICIENT COMPRESSOR
 ENERGY SAVING & LOW NOISE DESIGN
 LOCK & KEY / INSIDE LAMP
 VEGETABLE BOX / EGG TRAY
 1+3+1 GLASS SHELVES
 ADJUSTABLE FRONT FEET
 SIDE OUT SHELVES
 RECESSED HANDLE / TWIST ICE MAKER
 220-240V, 50/60HZ



Model No: SFD-550NF



NO FROST REFRIDGERATOR

GROSS CAPACITY: 410L
 CAPACITY(REFRIGERATOR): 314L
 NET CAPACITY(FREEZER): 96L
 R-600A GAS CFC FREE REFRIGERANT
 EFFICIENT COMPRESSOR
 ENERGY SAVING & LOW NOISE DESIGN
 LOCK & KEY / INSIDE LAMP
 VEGETABLE BOX / EGG TRAY
 1+3+1 GLASS SHELVES
 ADJUSTABLE FRONT FEET
 SIDE OUT SHELVES
 RECESSED HANDLE / TWIST ICE MAKER
 220-240V, 50/60HZ



MODEL No.	PCS/CTN	CBM PER ctn	QTY 20'	QTY 40'	QTY 40'Hq
SFD-380NF	1 PC	0.6055	30	55	104
SFD-460NF	1 PC	0.7720	-	-	77
SFD-550NF	1 PC	0.9839	-	-	67

Model No : SCF-152



CHEST FREEZER

RATED CAPACITY - 102L
 INSIDE CONDENSER
 WITH LIGHT / LOCK & KEY
 WITH HANDLE & 2FEET+2WHEEL
 INNER WHITE LINER
 ONE DOOR & ONE BASKET
 POWER: 220-240V; 50Hz
 REFRIGERANT: R-600A
 DONPER COMPRESSOR
 WITH ADJUSTABLE THERMOSTAT &
 STEP TYPE BOTTOM

102 LITRES ★★ ★



Model No : SCF-252



CHEST FREEZER

RATED CAPACITY - 202L
 INSIDE CONDENSER
 WITH LIGHT / LOCK & KEY
 WITH HANDLE & 2FEET+2WHEEL
 INNER WHITE LINER
 ONE DOOR & ONE BASKET
 POWER: 220-240V; 50Hz
 REFRIGERANT: R-600A
 QIANGJIANG COMPRESSOR
 WITH ADJUSTABLE THERMOSTAT &
 STEP TYPE BOTTOM

202 LITRES ★★ ★



MODEL No.	PCS/CTN	CBM PER ctn	QTY 20'	QTY 40'	QTY 40'Hq
SCF-152	1 PC	0.2865	95	200	248
SCF-252	1 PC	0.4725	60	122	149

Model No : SCF-202



CHEST FREEZER

RATED CAPACITY - 147L
 INSIDE CONDENSER / WITH LIGHT / LOCK & KEY
 WITH HANDLE & 2FEET+2WHEEL
 INNER WHITE LINER / ONE DOOR & ONE BASKET
 POWER: 220-240V; 50Hz / REFRIGERANT: R-600A
 HUAYI COMPRESSOR
 WITH ADJUSTABLE THERMOSTAT & STEP TYPE BOTTOM

147 LITRES ★★ ★



Model No : SWM-1002N1



9.8KG SEMI-AUTOMATIC WASHING MACHINE


DOUBLE LAYERS TUB
 ONE WATER INLET HOLE WITH WASH/SPIN WATER INLET SELECTION.
 TOUGHENED GLASS COVER
 RATED WASH CAPACITY: 9.8KG
 RATED SPIN CAPACITY: 6.0KG
 RATED WASH POWER: 500W

9.8 KGS ★★ ★



MODEL No.	PCS/CTN	CBM PER ctn	QTY 20'	QTY 40'	QTY 40'Hq
SCF-202	1 PC	0.3674	50	95	132
SWM-1002N1	1 PC	0.420	100	200	148

Model No : SWM-6002FL



6KG AUTOMATIC FRONT LOADING WASHING MACHINE

ELEGANT AND COMPACT DESIGN
 11 WASH PROGRAMS
 S/S DRUM WITH HONEYCOMB CRYSTAL DESIGN
 ERROR MESSAGE INDICATION
 POWER-OFF MEMORY
 UNBALANCE PROTECTION
 MIDWAY ADD CLOTHES
 CHILD LOCK
 SPIN SPEED - 1200RPM
 RATED INPUT POWER: 1600W
 220-240V ~ 50Hz

6 KGS 



6 291 108 479971

Model No : SWM-7001TL



7KG AUTOMATIC TOP LOADING WASHING MACHINE

LED DISPLAY AND SMART TOUCH
 MULTIPLE WASH OPTIONS
 CHILD LOCK SAFETY
 SPIN SPEED RPM 660 P/MIN
 SINGLE WATER INLET
 TEMPERED GLASS AND DOUBLE DAMPING SURFACE COVER
 WASH POWER: 340W
 SPIN POWER: 250W

7 KGS 



9 714 226 240485

MODEL No.	PCS/CTN	CBM PER ctn	QTY 20'	QTY 40'	QTY 40'Hq
SWM-6001FL	1 PC	0.2816	100	200	252
SWM-7001TL	1 PC	0.318			204

7.5KG SEMI AUTOMATIC WASHING MACHINE

CAPACITY: 7.5KG / DURABLE BODY
 UNIQUE DESIGN / POWERFUL CLEANING
 LARGE PULSATOR WITH 3 IMPELLERS
 TWO WATER INLETS
 RATED WASH POWER: 360W
 RATED SPIN POWER: 180W
 220V-240V; 50Hz/60Hz; CLASS I; IPX4

7.5 KGS 



9 714 226 240423

Model No : SWM-7501



7.5KG FRONT LOAD WASHING MACHINE

ELEGANT AND COMPACT DESIGN
 11 WASH PROGRAMS WITH LED DISPLAY
 S/S DRUM WITH HONEYCOMB CRYSTAL DESIGN
 ERROR MESSAGE INDICATION
 POWER-OFF MEMORY / UNBALANCE PROTECTION
 MIDWAY ADD CLOTHES / CHILD LOCK
 SPIN SPEED: 1200RPM
 RATED INPUT POWER: 1600W
 220-240V ~ 50Hz

7.5 KGS 



6 291 108 479988

Model No : SWM-7502FL



9.5KG FULL AUTOMATIC WASHING MACHINE

ELEGANT AND COMPACT DESIGN
 11 WASH PROGRAMS WITH LED DISPLAY
 S/S DRUM WITH HONEYCOMB CRYSTAL DESIGN
 ERROR MESSAGE INDICATION
 POWER-OFF MEMORY
 UNBALANCE PROTECTION / MIDWAY ADD CLOTHES
 CHILD LOCK / SPIN SPEED-1600RPM
 RATED INPUT POWER: 1600W
 . 220-240V-50HZ

9.5 KGS 



8 906 197 610607

Model No : SWM-9502FL



MODEL No.	PCS/CTN	CBM PER ctn	QTY 20'	QTY 40'	QTY 40'Hq
SWM-7501	1 PC	0.3087	86	181	218
SWM-7502FL	1 PC	0.29655245			229
SWM-9502FL	1 PC	0.3426			177

Model No : SWM-10003



10KG FULL WASHING MACHINE

SINGLE LAYERS TUB
 ONE WATER INLET HOLE WITH WASH/SPIN WATER INLET SELECTION.
 SPIN COVER WITH DRY TURBO FUNCTION
 RATED WASH CAPACITY: 10KG
 RATED SPIN CAPACITY: 6.5KG
 RATED WASH POWER: 450W
 RATED SPIN POWER: 190W
 220-240V/50HZ, IPX4



Model No : SWM-15003N



15KG SEMI AUTOMATIC WASHING MACHINE

CAPACITY: 15KG
 DOUBLE LAYERS TUB
 ONE WATER INLET HOLE WITH WASH/SPIN WATER INLET SELECTION.
 TOUGHENED GLASS COVER
 RATED WASH CAPACITY: 15KG
 RATED SPIN CAPACITY: 7.0KG
 RATED WASH POWER: 500W
 RATED SPIN POWER: 200W
 220V/50HZ



Model No : SWM-20003



20KG WASHING MACHINE

SINGLE LAYERS TUB
 ONE WATER INLET HOLE WITH WASH/SPIN WATER INLET SELECTION.
 TRANSPARENT COVER
 SPIN COVER WITH DRY TURBO FUNCTION
 RATED WASH CAPACITY: 20KG
 RATED SPIN CAPACITY: 12KG
 RATED WASH POWER: 550W
 RATED SPIN POWER: 250W
 220-240V/50HZ, IPX4



MODEL No.	PCS/CTN	CBM PER ctn	QTY 20'	QTY 40'	QTY 40'Hq
SWM-10003	1 PC	0.48827625			144
SWM-15003N	1 PC	0.5682			114

MODEL No.	PCS/CTN	CBM PER ctn	QTY 20'	QTY 40'	QTY 40'Hq
SWM-20003	1 PC	0.76102425			82

Model No : SVC-9008D



21L DRUM VACUUM CLEANER

MULTI STAGE FILTRATION SYSTEM
 BIG DUST CAPACITY WITH 21 LITRES
 SUPER LOW NOISE / STRONG SUCTION POWER:23KPA
 EFFICIENT CLOTH FILTER
 HIGH EFFICIENCY AND BIG POWER
 BLOW FUNCTION / DUST FULL INDICATOR
 EASY-TO-FIT TELESCOPIC TUBE
 SPECIAL WHEEL BENEATH THE BASEMENT FOR EASY MOVEMENT
 220-240V~,50-60Hz,2200W

2200
WATTS

21
LITRES



Model No : SVC-9024



1.5L CANISTER VACUUM CLEANER

STRONG VACUUM POWER
 2PCS PLASTIC INSERT TUBE / POWERFUL SUCTION
 AUTOMATIC REWINDING WIRE
 LOWER NOISE DESIGN
 FLEXIBLE HOSE WITH AIR FLOW ON HANDLE
 DUST BAG CAPACITY 1.5L / WASHABLE CLOTH DUST BAG
 DUST FULL INDICATOR
 220-240V~50/60Hz 1600W

1600
WATTS

1.5
LITRES



MODEL No.	PCS/CTN	CBM PER ctn	QTY 20'	QTY 40'	QTY 40'Hq
SVC-9008D	1 PC	0.0405	692	1432	1745
SVC-9024	1 PC	0.0258	1085	2248	2635

Model No : SVC-9028C

3L CYCLONE VACUUM CLEANER

STRONG VACUUM POWER
 METAL TELESCOPIC TUBE
 POWERFUL SUCTION
 CAPACITY: 3.0L / SPEED CONTROL FUNCTION
 MOTOR THERMOSTAT / 5M CABLE LENGTH
 AUTOMATIC REWINDING WIRE
 LOWER NOISE DESIGN
 FLEXIBLE HOSE WITH AIR FLOW ON HANDLE
 MULTIPLE CYCLONIC SYSTEM
 220-240V~ 50/60Hz 2000W

2000
WATTS

3.0
LITRES



Model No : SVC-9029D



25L DRUM VACUUM CLEANER

MULTI STAGE FILTRATION SYSTEM
 25L STRONG METAL TANK / SUPER LOW NOISE
 STRONG SUCTION POWER
 EFFICIENT CLOTH FILTER / HIGH EFFICIENCY AND
 BIG POWER AIR FLOW CONTROL ON HANDLE
 BLOWING FUNCTION / DUST FULL INDICATOR
 METAL CHROMED TELESCOPIC TUBE
 SPECIAL WHEEL BENEATH THE BASEMENT
 FOR EASY MOVEMENT
 2400W, 220-240V , 50/60Hz

2400
WATTS

25
LITRES




MODEL No.	PCS/CTN	CBM PER ctn	QTY 20'	QTY 40'	QTY 40'Hq
SVC-9028C	1 PC	0.0348	804	1667	1955
SVC-9029D	1 PC	0.0825	340	700	860

Model No : SVC-9030D



30L WET & DRY VACUUM CLEANER

FULL COPPER MOTOR
 MULTI STAGE FILTRATION SYSTEM
 DURABLE BODY FOR DRY & WET USING
 30 LITRE STAINLESS STEEL TANK
 CAPACITY WITH DRAIN HOLE
 STRONG SUCTION POWER:20KPA
 EFFICIENT CLOTH FILTER / BLOW FUNCTION
 OVERHEAT PROTECTION
 1.5M HOSE,1PC CLOTH FILTER,
 1PC METAL TELESCOPIC TUBE,1PC FLOOR
 NOZZLE,1PC SPONGE FILTER,1PC PAPER BAG
 220-240V~50/60Hz 1600W




Model No : SVC-9125D



25L DRUM VACUUM CLEANER

MULTI STAGE FILTRATION SYSTEM
 BIG DUST CAPACITY WITH 25 LITRES
 SUPER LOW NOISE
 STRONG SUCTION POWER
 EFFICIENT CLOTH FILTER
 HIGH EFFICIENCY AND BIG POWER
 BLOW FUNCTION / DUST FULL INDICATOR
 EASY-TO-FIT TELESCOPIC TUBE
 SPECIAL WHEEL BENEATH THE
 BASEMENT FOR EASY MOVEMENT
 2400W,220-240V ~, 50-60Hz



MODEL No.	PCS/CTN	CBM PER ctn	QTY 20'	QTY 40'	QTY 40'Hq
SVC-9030D	1 PC	0.0842	332	688	807
SVC-9125D	1 PC	0.046	608	1260	1478

Model No : SVC-9032

Model No : SRVC-9037



RECHARGEABLE VACUUM CLEANER

2 IN 1 WET & DRY VACUUM CLEANER
 80W POWERFUL SUCTION
 CORDED & CORDLESS DUAL USE
 INDICATOR LIGHT ON DURING CORDLESS MODE
 WITH HEPA FILTER / TYPE-C CHARGING SLOT
 CIGAR CORD FOR CORDED USE
 6000mAh RECHARGEABLE LI-ION BATTERY
 WORKING TIME : ABOUT 22MINS ± 10%
 CHARGING TIME : ABOUT 4-5hours
 ACCESSORY : HOSE,CREVICE NOZZLE,BRUSH NOZZLE ,PET
 BRUSH,TYPE-C CHARGING CABLE ,CIGARETTE LIGHTER WIRE
 OUTPUT POWER : 11.1V 80W




MODEL No.	PCS/CTN	CBM PER ctn	QTY 20'	QTY 40'	QTY 40'Hq
SVC-9032	4 PCS	0.08	1600	3124	3616
SRVC-9037	12 PCS	0.0859	3912	8124	9540



HANDHELD & STICK VACUUM CLEANER

0.9L DUST CAPACITY
 POWERFUL SUCTION
 TRANSPARENT DUST CUP
 CORDED HANDHELD & STICK
 COMFORTABLE HANDLE FOR
 CONVENIENT USE
 WASHABLE HEPA FILTER &
 STAINLESS STEEL FILTER NET
 220-240V~ 50/60Hz 600W



Model No : SWD-43N



FREE STANDING WATER DISPENSER

HOT & COLD WATER DISPENSER WITH R134a COMPRESSOR COOLING WITH CABINET
LED LIGHT INDICATOR
304 STAINLESS STEEL WATER TANK
RATED TOTAL POWER: 585W
HEATING POWER: 500W
COOLING POWER: 85W
HOT WATER TEMPERATURE: 85-95°C
COLD WATER TEMPERATURE: 5-10°C
HEATING CAPACITY: 1.0/L
COOLING CAPACITY: 3.0/L
AC 220-240V 50-60Hz



MODEL No.	PCS/CTN
SWD-43N	1 PC
SWD-44N	1 PC

Model No : SWD-44N



FREE STANDING WATER DISPENSER

HOT & COLD WATER DISPENSER WITH R134a COMPRESSOR COOLING WITH CABINET
LED LIGHT INDICATOR
304 STAINLESS STEEL WATER TANK
RATED TOTAL POWER: 585W
HEATING POWER: 500W
COOLING POWER: 85W
HOT WATER TEMPERATURE: 85-95°C
COLD WATER TEMPERATURE: 5-10°C
HEATING CAPACITY: 1.0/L
COOLING CAPACITY: 3.0/L
AC 220-240V 50-60Hz



MODEL No.	PCS/CTN	CBM PER ctn	QTY 20'	QTY 40'	QTY 40'Hq
SWD-43N	1 PC	0.08906625	280	620	770
SWD-44N	1 PC	0.100352	240	520	670

Model No : SWP-53N



FREE STANDING WATER DISPENSER

HOT / COLD / NORMAL WATER DISPENSER WITH R134a COMPRESSOR COOLING REFRIGARATOR CABINET
LED LIGHT INDICATOR
STAINLESS STEEL WATER TANK
HEATING POWER: 500W
COOLING POWER: 95W
HOT WATER TEMPERATURE & HEATING CAPABILITY: 85-95°C, 5.0L/H
COLD WATER TEMPERATURE & COOLING CAPABILITY: 5-10°C, 2.0L/H
HEATING CAPACITY: 1.0/L
COOLING CAPACITY: 3.0/L
AC 220-240V 50-60Hz



MODEL No.	PCS/CTN
SWD-53N	1 PC
SWD-56N	1 PC

Model No : SWP-56N



FREE STANDING WATER DISPENSER

HOT / COLD / NORMAL WATER DISPENSER WITH R134a COMPRESSOR COOLING BOTTOM LOADING / LED LIGHT INDICATOR
STAINLESS STEEL WATER TANK
HEATING POWER: 500W
COOLING POWER: 85W
HOT WATER TEMPERATURE & HEATING CAPABILITY: 85-95°C, 5.0L/H
COLD WATER TEMPERATURE & COOLING CAPABILITY: 5-10°C, 2.0L/H
HEATING CAPACITY: 1.0/L
COOLING CAPACITY: 3.0/L
AC 220-240V 50-60Hz



MODEL No.	PCS/CTN	CBM PER ctn	QTY 20'	QTY 40'	QTY 40'Hq
SWD-53N	1 PC	0.109395			390
SWD-56N	1 PC	0.11934			224

Model No : SWP-55



RECHARGEABLE WATER DISPENSER PUMP

USB CHARGING FOR CORDLESS CONVENIENCE
 ONE BUTTON CONTROL, WITH LED INDICATION
 FOOD GRADE SILICONE INLET HOSE
 STAINLESS STEEL #304 INLET SPOUT
 SUITABLE FOR 1-5 GALLON BOTTLE WATER
 BATTERY: 1200mAh LI-ION
 5V DC, 4W, CLASS III



Model No : SWP-65



RECHARGEABLE WATER DISPENSER PUMP

ONE BUTTON CONTROL WITH INDICATION LIGHT
 FOLDABLE DESIGN
 FOOD GRADE SILICONE INLET HOSE
 SUITABLE FOR 1-5 GALLON BOTTLE WATER
 TYPE-C CHARGING, WIRELESS USE
 BATTERY: 800mAh
 RATED POWER: 4W, CHARGING VOLTAGE: 5V



MODEL No.	PCS/CTN	CBM PER ctn	QTY 20'	QTY 40'	QTY 40'Hq
SWP-55	50 PCS	0.0526	26600	55100	64600
SWP-65	50 PCS	0.0556	25150	52150	61150

Model No : SMO-920

20 LITRES MICROWAVE OVEN

MANUAL CONTROL
 PULL HANDLE DOOR
 5 POWER LEVELS
 35MINS SETTING TIME
 DEFROST SETTING
 COOKING END SIGNAL
 255MM TURNTABLE GLASS TRAY
 230V~ 50Hz 700W



Model No : SMO-925DG

25 LITRES MICROWAVE OVEN

25LITERS CAPACITY / 1000W GRILL FUNCTION
 DIGITAL CONTROL / PULL HANDLE DOOR
 5 POWER LEVELS
 MAX 60MINS SETTING TIME
 DEFROST SETTING / COOKING END SIGNAL
 DIGITAL CLOCK DISPLAY
 CHILD SAFETY LOCK
 285MM TURNTABLE GLASS TRAY
 230V ~ 50Hz,850W



MODEL No.	PCS/CTN	CBM PER ctn	QTY 20'	QTY 40'	QTY 40'Hq
SMO-920	1 PC	0.0521	605	1230	1385
SMO-925DG	1 PC	0.0707	419	865	984

Model No : STO-731



Model No : STO-732



Model No : STO-734



36 LITRES ELECTRIC OVEN

ROTISSERIE & CONVECTION FUNCTION
 60 MIN. TIMER WITH BELL RING
 4 HEATING SELECTION
 100C -250C ADJUSTABLE TEMPERATURE SELECTOR
 GRILL 1 CHICKEN AT A TIME
 STAINLESS STEEL HEATING ELEMENT
 INDICATOR LIGHT / INSIDE LAMP
 ACCESSORIES: BAKE TRAY , WIRE RACK , TRAY
 HANDLE , TONG

220-240V~ 50/60Hz 1500W



63 LITRES ELECTRIC OVEN

ROTISSERIE & CONVECTION FUNCTION
 60 MIN. TIMER WITH BELL RING
 4 HEATING SELECTION
 100C -250C ADJUSTABLE TEMPERATURE SELECTOR
 GRILL 3 CHICKEN AT A TIME
 STAINLESS STEEL HEATING ELEMENT
 INDICATOR LIGHT / INSIDE LAMP
 ACCESSORIES: BAKE TRAY,
 WIRE RACK , TRAY HANDLE , TONG

220-240V~ 50/60Hz 2200W



100 LITRES ELECTRIC OVEN

BLACK COVER
 BLACK FRONT PANEL & BLACK GLASS HOLDER
 TEMPERATURE CONTROL: 100-250°C
 5KNOBS(#9) / SS HANDLE
 TIMER UPTO 60MIN WITH BELL RING
 WITH AUTO SHUT OFF
 4PCS STAINLESS STEEL HEATING ELEMENT
 WITH ROTISSERIE,
 CONVECTION & LAMP
 POWER : 220-240V; 50-60HZ;2800W



MODEL No.	PCS/CTN	CBM PER ctn	QTY 20'	QTY 40'	QTY 40'Hq
STO-731	1 PC	0.085	330	685	800
STO-732	1 PC	0.1544	185	375	440
STO-734	1 PC	0.2299	125	250	290



MAXIMIZE
 EFFICIENCY &
 RELIABILITY

Model No : SGB-203SN



DOUBLE GAS STOVE

PIEZO IGNITION SYSTEM
 DURABLE STAINLESS STEEL BODY
 LOW GAS CONSUMPTION
 NO MATCHES, NO BATTERIES
 HIGH EFFICIENCY / EASY TO CLEAN



Model No : SGB-205G



DOUBLE GAS STOVE

LPG GAS USE
 7MM TOUGHENED SAFETY GLASS
 CAST IRON BURNER HOLDER
 ENAMEL FIXED PAN SUPPORT
 PIEZO IGNITION SYSTEM
 LOW GAS CONSUMPTION
 NO MATCHES, NO BATTERIES
 EASY TO CLEAN



MODEL No.	PCS/CTN	CBM PER ctn	QTY 20'	QTY 40'	QTY 40'Hq
SGB-203SN	1 PC	0.0285516	980	2031	2382
SGB-205G	1 PC	0.03695272	758	1570	1840

DOUBLE GAS STOVE

NO MATCHES, NO BATTERIES
 DURABLE STAINLESS STEEL BODY
 PIEZO IGNITION SYSTEM
 LPG WITH LOW GAS CONSUMPTION
 5.1KW MAXIMUM POWER
 2800Pa RATED GAS PRESSURE



Model No : SGB-208SN



DOUBLE GAS STOVE

LPG GAS USE
 7MM TOUGHENED SAFETY GLASS
 CAST IRON BURNER HOLDER
 ENAMEL FIXED PAN SUPPORT
 AUTOMATIC IGNITION SYSTEM
 LOW GAS CONSUMPTION
 NO MATCHES, NO BATTERIES
 WASY TO CLEAN



Model No : SGB-209G



DOUBLE GAS STOVE

LPG GAS USE
 WITH FLAME FAILURE SAFETY DEVICE
 7MM TOUGHENED SAFETY GLASS
 CAST IRON BURNER HOLDER,
 ENAMEL FIXED PAN SUPPORT
 AUTOMATIC IGNITION SYSTEM
 LOW GAS CONSUMPTION' NO MATCHES,
 NO BATTERIES
 WASY TO CLEAN



Model No : SGB-210GFFD



MODEL No.	PCS/CTN	CBM PER ctn	QTY 20'	QTY 40'	QTY 40'Hq
SGB-208SN	1 PC	0.0285516	982	2035	2385
SGB-209G	1 PC	0.03652992	765	1478	1860
SGB-210GFFD	1 PC	0.03652992	765	1478	1860

Model No : SGB-212SFFD



DOUBLE GAS STOVE

PIEZO IGNITION SYSTEM
DURABLE STAINLESS STEEL BODY
WITH FLAME FAILURE SAFETY DEVICE
LOW GAS CONSUMPTION
NO MATCHES, NO BATTERIES
HIGH EFFICIENCY / EASY TO CLEAN



Model No : SGH-401FFD



GAS HOB

60CMS HOB WITH FRONT CONTROL PANEL
METAL CONTROL KNOBS
WITH CAST IRON PAN STAND
WIRE IGNITION SYSTEM
FLAME FAILURE SAFETY DEVICE ON EACH BURNER
TOP QUALITY STAINLESS STEEL AND BRUSH FINISH
EUROPEAN DESIGN BURNER WITH HIGH EFFICIENCY
REMOVABLE INTEGRATED CONTROL KNOBS
VOLTAGE 220-240V



GAS HOB

90CMS HOB WITH FRONT CONTROL PANEL
METAL CONTROL KNOBS
WITH CAST IRON PAN STAND
ELECTRIC IGNITION SYSTEM
FLAME FAILURE SAFETY DEVICE
ON EACH BURNER
TOP QUALITY STAINLESS STEEL AND
BRUSH FINISH
EUROPEAN DESIGN BURNER WITH
HIGH EFFICIENCY
REMOVABLE INTEGRATED CONTROL KNOBS
VOLTAGE 202-240V, 50/60HZ, 2W



Model No : SGH-5090



Model No : SGO-5050



50X50 FREE STANDING GAS OVEN

FULL WHITE FINISHING
4 GAS EURO PIPE TYPE BURNERS
STANDARD BLACK ENAMELED TOP GRIDS
GLASS COVER / DOUBLE BURNERS IN THE OVEN
UP GAS GRILL / DOWN GAS BURNER
SINGLE KNOB CONTROL
1 TRAY 1 GRID IN THE OVEN / 5 KNOBS
ALUMINIUM HANDLE
SINGLE DOOR OVEN GLASS
STANDARD BLACK COLOR OVEN DOOR GLASS
LPG ADJUSTED / YELLOW INSULATION
STANDARD BLACK ENAMEL CAVITY
ADJUSTABLE OVEN LEGS



MODEL No.	PCS/CTN	CBM PER ctn	QTY 20'	QTY 40'	QTY 40'Hq
SGB-212SFFD	1 PC	0.030952	900	1744	2195
SGH-401FFD	1 PC	0.0681	428	850	1000

MODEL No.	PCS/CTN	CBM PER ctn	QTY 20'	QTY 40'	QTY 40'Hq
SGH-5090	1 PC	0.0675675	414	858	1154
SGO-5050	1 PC	0.2506	110	230	276

Model No : SGO-6060FFD



60X60 FREE STANDING GAS OVEN

STAINLESS STEEL TOP TABLE
 FRONT PANEL + DOWN PANEL + SIDES ARE STAINLESS PAINTED
 4 GAS EURO POOL BURNERS
 FULL SAFETY BOTH HOB AND OVEN PARTS
 FULL IGNITION BOTH HOB AND OVEN PARTS
 SEMI CAST IRON PAN SUPPORT
 TOP GLASS LID / MECHANICAL TIMER
 DOUBLE KNOB CONTROL (UP & DOWN BURNERS)
 DOUBLE BURNERS IN THE OVEN
 FULL CLOSED DOOR / OVEN LAMP / CHICKEN ROTISSERIE
 1 DEEP ENAMEL TRAY + 1 GRID IN THE OVEN
 FIXED DRAWER / DOUBLE DOOR OVEN GLASS
 REMOVABLE INNER GLASS
 STANDARD BLACK COLOR OVEN DOOR GLASS
 LPG ADJUSTED / NG CONVERSATION KIT
 A CLASS WHITE INSULATION /
 STANDARD BLACK ENAMEL CAVITY
 ADJUSTABLE OVEN LEGS / MADE IN TURKEY



Model No : SGO-9060FFD



90X60 FREE STANDING GAS OVEN

STAINLESS STEEL TOP TABLE (304 QUALITY- PURESTAINLESS)
 FRONT PANEL DOWN PANEL SIDES ARE STAINLESS PAINTED
 *5 GAS EURO POOL BURNERS ORIGINAL ITALIAN SABAF
 TRIPLE BURNER / FULL SAFETY BOTH HOB AND OVEN PARTS
 FULL IGNITION BOTH HOB AND OVEN PARTS
 HEAVY CAST IRON PAN SUPPORT- 8 FINGERS
 TOP GLASS LID WITH ALUMINIUM PROFILE / MECHANICAL TIMER
 DOUBLE KNOB CONTROL (UP AND DOWN BURNERS)
 DOUBLE BURNERS IN THE OVEN / FULL CLOSED DOOR
 DOUBLE OVEN LAMP / DOUBLE CHICKEN ROTISSERIE
 TURBOFAN, DEEP ENAMEL TRAY GRID IN THE OVEN
 FIXED DRAWER DOUBLE DOOR OVEN GLASS
 REMOVABLE INNER GLASS
 STANDARD BLACK COLOR OVEN DOOR GLASS
 LPG ADJUSTED / NG CONVERSATION KIT PACKAGING WITH POLYFOAM
 A CLASS WHITE INSULATION / BS PLUG
 STANDARD BLACK ENAMEL CAVITY
 ADJUSTABLE OVEN LEGS



MODEL No.	PCS/CTN	CBM PER ctn	QTY 20'	QTY 40'	QTY 40'Hq
SGO-6060FFD	1 PC	0.03989	70	145	166
SGO-9060FFD	1 PC	0.5520	50	105	123

SINGLE SPIRAL HOT PLATE

150MM PLATE DIMETTER
 ADJUSTABLE TEMPERATURE CONTROL
 ON/OFF INDICATOR LIGHT
 AUTO THERMOSTAT
 220-240V,50-60Hz,CLASS I,1500W
 ANTI-SLIP MAT
 MAX POWER 1500W
 EASY TO CLEAN



Model No : SHP-609CN



Model No : SHP-612N

SINGLE ELECTRIC HOT PLATE

185MM PLATE DIMETTER
 ADJUSTABLE TEMPERATURE CONTROL
 ON/OFF INDICATOR LIGHT
 AUTO THERMOSTAT
 220-240V,50-60Hz,CLASS I,1500W
 ANTI-SLIP MAT
 MAX POWER 1500W
 EASY TO CLEAN
 OVERHEAT PROTECTION



Model No : SHP-613N


DOUBLE ELECTRIC HOT PLATE

185MM+155MM PLATE DIMETTER
 ADJUSTABLE TEMPERATURE CONTROL
 ON/OFF INDICATOR LIGHT
 AUTO THERMOSTAT
 NON-SLIP RUBBER FEET
 220-240V,50-60Hz,CLASS I,2500W
 OVERHEAT PROTECTION
 MAX POWER 2500W
 EASY TO CLEAN
 1000W & 1500W 2 OPTIONS
 LARGER HEATING AREA



MODEL No.	PCS/CTN	CBM PER ctn	QTY 20'	QTY 40'	QTY 40'Hq
SHP-609CN	12 PCS	0.0875	3840	7680	9324
SHP-612N	12 PCS	0.0837	4008	8028	9744
SHP-613N	6 PCS	0.0720	2328	4662	5664

Model No : SIS-015N



INFRARED CERAMIC COOKER

TOUCH SENSOR CONTROL
 4 DIGIT DISPLAY
 12 LEVELS OF POWER
 CONSTANT TEMPERATURE MAX 600-650 DEG C
 2 COOKING FUNCTION
 4 HOURS TIMER
 MULTI-SAFETY PROTECTION FUNCTION
 220-240V, 50-60Hz, 2200W, CLASS II



Model No : SIS-016N1



INFRARED CERAMIC COOKER

INFRARED HEATING ELEMENT
 NO RADIATION TO THE USER
 TOUCH SENSOR CONTROL
 4 DIGIT DISPLAY
 11 LEVELS OF POWER
 4 COOKING FUNCTION
 STRONG ANTI-PRESSURE
 CRYSTALLITE GLASS PLATE
 220-240V, 50/60Hz, 2200W



MODEL No.	PCS/CTN	CBM PER ctn	QTY 20'	QTY 40'	QTY 40'Hq
SIS-015N	6 PCS	0.070135	2471	5118	6000
SIS-016N1	8 PCS	0.108698	2300	3976	5008

Model No : SIS-017C

INFRARED CERAMIC COOKER


DOUBLE CERAMIC COOKER
 MICRO CRYSTAL TEMPERED GLASS
 4 DIGIT LED DISPLAY
 KNOB CONTROL AND TOUCH CONTROL
 ALUMINIUM ALLOY HOUSING BODY
 ALUMINIUM MATERIAL FOR HANDLE
 MULTI-STAGE POWER SETTING
 AUTOMATIC SAFETY SWITCH OFF
 220-240V - 50/60HZ, 1800 + 1800W



Model No : SDF-5011N

DEEP FRYER

CAPACITY:3L / STAINLESS STEEL HOUSING
 ADJUST THERMOSTAT WITH LIGHT INDICATOR
 1 BIG FRYING BASKET
 IMMERSED OIL HEATING ELEMENT
 WITH 60 MIN TIMER FUNCTION
 LID WITH EASY VIEWING WINDOW
 OVER HEAT PROTECTION
 COOL TOUCH,HEAT RESISTANT HANDLES
 ALL PARTS ARE DISHWASHER SAFE,
 EXCEPT FOR THE HEATING ELEMENTS
 / EASY TO CLEAN
 NON-SLIP FEET /
 220-240V ~, 50-60Hz 2000W,



MODEL No.	PCS/CTN	CBM PER ctn	QTY 20'	QTY 40'	QTY 40'Hq
SIS-017C	3 PCS	0.127	660	1344	2031
SDF-5011N	4 PCS	0.11385	980	2036	2388

Model No : SAF-420



4.2 LITER AIR FRYER

4.2L PAN CAPACITY
 NON-STICK COATING
 TIME: 1-60MINS
 TEMPERATURE CONTROL: 60-200°C
 DIGITAL DISPLAY WITH TOUCH SCREEN
 7 AUTO COOK MENU FUNTION
 SHAKE REMINDER FUNCTION FOR FLIP OR STIRRING FOOD FOR EVEN COOKING
 AUTOMATIC SHUT-OFF
 OVER HEAT PROTECTION
 360° HIGH SPEED AIR CIRCULATION TECHNOLOGY
 220-240V-, 50/60Hz, 1200W



Model No : SAF-800N



8.0 LITER AIR FRYER

8.0L PAN CAPACITY
 TEMPERATURE CONTROL: 80-200°C
 TIME:1-60MINS
 360° HIGH SPEED
 AIR CIRCULATION TECHNOLOGY
 DIGITAL DISPLAY WITH TOUCH SCREEN
 TEFLON COATING FOR BOTH PAN & BRACKET
 STAINLESS STEEL HEATING ELEMENT
 OVERHEAT PROTECTION & AUTOMATIC SHUT-OFF
 220-240V,50/60HZ,1800W POWER



MODEL No.	PCS/CTN	CBM PER ctn	QTY 20'	QTY 40'	QTY 40'Hq
SAF-420	2 PCS	0.0677	820	1700	2000
SAF-800N	2 PCS	0.12	466	966	1132

5.2 LITER AIR FRYER

5.2L PAN CAPACITY
 NON-STICK COATING
 TIMER: 1-60 MINS
 TEMPERATURE CONTROL: 80-200°C
 LIGHT INDICATOR
 AUTOMATIC SHUT-OFF
 OVER HEAT PROTECTION
 360° HIGH SPEED AIR CIRCULATION TECHNOLOGY
 220-240V-50/60Hz 1500W



Model No : SAF-520



Model No : SAF-620



6.5 LITER AIR FRYER

6.5L PAN CAPACITY / NON-STICK COATING
 TIMER: 1-60 MINS / TEMPERATURE CONTROL: 80-200°C
 COLORFUL LED DISPLAY WITH TOUCH SCREEN
 8 AUTO COOK MENU FUNCTION
 SHAKE REMINDER FUNCTION FOR FLIP OR STIRRING FOOD FOR EVEN COOKING
 AUTOMATIC SHUT-OFF
 OVER HEAT PROTECTION
 360° HIGH SPEED AIR CIRCULATION TECHNOLOGY
 220-240V-50/60Hz 1600W




9.5 LITER AIR FRYER

9.5L PAN CAPACITY WITH TRANSPARENT DRAWER
 DOUBLE HEATING ELEMENT
 TEMPERATURE CONTROL: 50-200°C / TIMER: 1-60 MINUTES
 HIGH SPEED AIR CIRCULATION TECHNOLOGY
 DIGITAL TOUCH SCREEN DISPLAY WITH 10 AUTO COOK MENU FUNCTION
 TEFLON COATING FOR BOTH PAN & BRACKET
 STAINLESS STEEL HEATING ELEMENT
 OVERHEAT PROTECTION FUNCTION
 AUTOMATIC SHUT-OFF WHEN YOU TAKE OUT THE DRAWER
 BEEP SOUND FOR FLIPPING OR STIRRING THE FOOD WHEN THE TIME COMES TO THE HALF OF SET TIMER
 220-240V,50-60HZ,1800-2150W



Model No : SAF-950




MODEL No.	PCS/CTN	CBM PER ctn	QTY 20'	QTY 40'	QTY 40'Hq
SAF-520	2 PCS	0.0677	827	1750	1850
SAF-620	2 PCS	0.111	504	118	960
SAF-950	2 PCS	0.1430	392	820	960

Model No : SGS-315N



HANDHELD GARMENT STEAMER

HANDHELD GARMENT STEAMER
 POWER LIGHT INDICATOR
 OVERHEAT PROTECTION
 STAINLESS STEEL PANEL
 WATER TANK CAPACITY: 150ML
 CONTINUOUS STEAM RATE: 15-25G/MIN
 LOCK STEAM SWITCH
 FOLDABLE HANDLE DESIGN
 ACCESSORIES: FUR BRUSH& WATER CUP
 220-240V~, 50-60Hz, 1400W




Model No : SGS-323



HANDHELD GARMENT STEAMER

HANDHELD GARMENT STEAMER
 3 LEVELS OF STEAM SELECTION LOW/MEDIUM/HIGH
 DIGITAL LED DISPLAY
 CONTINUOUS STEAM RATE: 25-30 G/MIN
 SWITCH FOR ON/OFF
 DETACHABLE WATER TANK CAPACITY: 300 ML
 DOUBLE PRESSURIZATION SYSTEM WITH HIGH STEAM RATE
 REMOVABLE FABRIC BRUSH
 ANTI-DRIP, AUTO-SHUT OFF FUNCTION
 220V-240V, 50HZ-60HZ; 2000W




Model No : SGS-327




HANDHELD GARMENT STEAMER

POWER LIGHT INDICATOR
 STAINLESS STEEL PANEL
 DETACHABLE WATER TANK CAPACITY : 280ML
 CONTINUOUS STEAM RATE: 25-30G/MIN
 LOCK STEAM SWITCH
 ACCESSORIES: FABRIC BRUSH, HAIR BRUSH & WATER CUP
 AC 220V-240V 50/60HZ 1500W




MODEL No.	PCS/CTN	CBM PER ctn	QTY 20'	QTY 40'	QTY 40'Hq
SGS-315N	16 PCS	0.0667	6720	14240	15840
SGS-323	12PCS	0.0765	3900	7788	9456
SGS-327	8 PCS	0.05337	4320	8640	10240

Model No : SGS-321N




GARMENT STEAMER

MECHANICAL CONTROL
 AUTO POWER OFF & OVERHEAT PROTECTION
 11 LEVEL FOR DIFFERENT FABRICS
 WATER TANK CAPACITY 1.8L
 EXTENDABLE ALUMINIUM POLE
 BOTTOM DRAIN DESIGN EASY FOR CLEANLINESS &
 MAINTAIN WATER WASH VALVE
 STEAM FLOW: 33-39G/MIN
 HEAT RESISTANT PC HANDLE WITH
 SILICONE BLOCK PROTECTION
 STRONG ABS MATERIAL HANGER
 PREMIUM PVC STEAM HOSE WITH METAL SPRING
 ACCESSORIES: SPRAY HEAD & STEAM HOSE, HOLDER,
 HANGER, TELESCOPIC POLE
 AC220-240V 50-60Hz 2000W



MODEL No.	PCS/CTN	CBM PER ctn	QTY 20'	QTY 40'	QTY 40'Hq
SGS-321N	2 PCS	0.0808	722	1438	1682

Model No : SGS-325



GARMENT STEAMER

MECHANICAL CONTROL
 AUTO CUT OFF AND OVERHEAT PROTECTION
 WATER TANK CAPACITY: 1.8L
 WORKING TIME: 50-60 MINUTES
 EXTENDABLE ALUMINIUM SUPPORTING POLE AND HANGER
 BOTTOM DRAIN PLUG DESIGN EASY FOR CLEANLINESS
 AND MAINTENANCE WATER WASH WALVE
 STEAM FLOW: 32-35g/min
 WITH TRADITIONAL STEAM IRON PLATFORM
 AUTOMATIC WATER SUPPLY LEAK PROOF VALVE
 ACCESSORIES: IRON BOARD, SPRAY HEAD & HOLDER,
 HANGER, TELESCOPIC POLE, STEAM PIPE & GLOVE
 AC 220-240V, 50-60Hz, 1800W

1800 WATTS
1.8 LITRES



Model No : SGS-326



GARMENT STEAMER

MECHANICAL CONTROL
 AUTO CUT OFF AND OVERHEAT PROTECTION
 WATER TANK CAPACITY: 1.6L
 WORKING TIME: 50-60 MINUTES
 EXTENDABLE ALUMINIUM SUPPORTING POLE AND HANGER
 BOTTOM DRAIN PLUG DESIGN EASY FOR CLEANLINESS
 AND MAINTENANCE WATER WASH WALVE
 STEAM FLOW: 32-35g/min
 WITH TRADITIONAL STEAM IRON PLATFORM
 AUTOMATIC WATER SUPPLY LEAK PROOF VALVE
 ACCESSORIES: IRON BOARD, SPRAY HEAD & HOLDER,
 HANGER, TELESCOPIC POLE, STEAM PIPE & GLOVE
 AC 220-240V, 50-60Hz, 1800W

1800 WATTS
1.6 LITRES



MODEL No.	PCS/CTN	CBM PER ctn	QTY 20'	QTY 40'	QTY 40'Hq
SGS-325	2 PCS	0.1070	510	1020	1280
SGS-326	2 PCS	0.13	444	832	1010

Model No : SGS-328



GARMENT STEAMER

MECHANICAL CONTROL
 AUTO POWER OFF & OVERHEAT PROTECTION
 11 LEVEL FOR DIFFERENT FABRICS
 WATER TANK CAPACITY 2.5L
 EXTENDABLE ALUMINIUM POLE AND HANGER
 BOTTOM DRAIN DESIGN EASY FOR CLEANLINESS &
 MAINTAIN WATER WASH VALVE / STEAM FLOW: 33-39G/MIN
 HEAT RESISTANT PC HANDLE WITH
 SILICONE BLOCK PROTECTION / STRONG ABS MATERIAL HANGER
 PREMIUM PVC STEAM HOSE WITH METAL SPRING
 ADJUSTABLE IRON BOARD WITH 90° ROTATION,
 VERTICAL & HORIZONTAL USE
 ACCESSORIES: IRON BOARD, SPRAY HEAD &
 STEAM HOSE, HOLDER, HANGER, TELESCOPIC POLE
 AC220-240V 50-60Hz 2000W

2000 WATTS
2.5 LITRES



MODEL No.	PCS/CTN	CBM PER ctn	QTY 20'	QTY 40'	QTY 40'Hq
SGS-328	2 PCS	0.1506	384	782	914
SGS-329	2 PCS	0.0829	684	1392	1626

Model No : SGS-329



GARMENT STEAMER

MECHANICAL CONTROL
 AUTO POWER OFF & OVERHEAT PROTECTION
 11 LEVEL FOR DIFFERENT FABRICS
 WATER TANK CAPACITY 1.7L
 EXTENDABLE ALUMINIUM POLE
 BOTTOM DRAIN DESIGN EASY FOR CLEANLINESS &
 MAINTAIN WATER WASH VALVE
 STEAM FLOW: 33-39G/MIN
 HEAT RESISTANT PC HANDLE WITH
 SILICONE BLOCK PROTECTION
 STRONG ABS MATERIAL HANGER
 PREMIUM PVC STEAM HOSE WITH METAL SPRING
 ACCESSORIES: SPRAY HEAD&STEAM HOSE, HOLDER,
 HANGER, TELESCOPIC POLE
 AC220-240V 50-60Hz 2000W

2000 WATTS
1.7 LITRES



Model No : SI-5067N



STEAM IRON

STEAM/BURST STEAM/SPRAY/DRY IRON
 SELF-CLEAN
 CERAMIC COATED SOLEPLATE
 WATER TANK: 350ML
 220-240V ~ 50/60Hz 2000-2400W



Model No : SI-5077N



STEAM IRON

STEAM / BURST STEAM / SPRAY / DRY IRON
 SELF-CLEAN
 NON-STICK COATED SOLEPLATE
 WATER TANK: 220ML
 220-240V ~ 50-60Hz 2000W



Model No : SI-5081C



STEAM IRON

STEAM/BURST STEAM/SPRAY/DRY IRON
 SELF-CLEAN
 CERAMIC COATED SOLEPLATE
 ANTI-CALC FUNCTION
 WATER TANK: 220ML
 AC220-240V 50/60Hz 1800W



MODEL No.	PCS/CTN	CBM PER ctn	QTY 20'	QTY 40'	QTY 40'Hq
SI-5067N	6 PCS	0.0417	4026	8340	9780
SI-5077N	10 PCS	0.04785	5850	12120	14210
SI-5081C	6 PCS	0.0367	4572	9480	11112

STEAM IRON

STEAM / BURST STEAM / SPRAY / DRY IRON
 SELF-CLEAN
 CERAMIC COATED SOLEPLATE
 WATER TANK: 450ML
 AC220-240V 50/60Hz 3000W



Model No : SI-5082C



Model No : SI-5084C

STEAM IRON

STEAM/BURST STEAM/SPRAY/DRY IRON
 SELF-CLEAN
 CERAMIC COATED SOLEPLATE
 WATER TANK: 230ML
 220-240V ~ 50/60Hz 2600W



Model No : SI-5085C

STEAM IRON

STEAM / BURST STEAM / SPRAY / DRY IRON
 SELF-CLEAN
 CERAMIC COATED SOLEPLATE
 WATER TANK: 350ML
 220-240V ~ 50/60Hz 2800W



MODEL No.	PCS/CTN	CBM PER ctn	QTY 20'	QTY 40'	QTY 40'Hq
SI-5082C	6 PCS	0.058	2892	5994	7032
SI-5084C	8 PCS	0.0497	4504	9336	10944
SI-5085C	6 PCS	0.0493	3402	7056	8274

Model No : SI-5088C



STEAM IRON

STEAM / BURST STEAM / SPRAY/DRY
 SELF-CLEAN / ANTI-CALC, ANTI-DRIP FUNCTION
 LED DISPLAY WITH AUTO SHUT-OFF
 SOFT TOUCH TEMPERATURE CONTROL
 WATER TANK: 350ML
 CERAMIC COATED SOLEPLATE
 AC220-240V ~ 50-60Hz 2600-3000W



Model No : SI-5090C



STEAM IRON

STEAM / BURST STEAM /
 SPRAY / DRY
 LED LIGHT
 SELF-CLEAN
 CERAMIC COATED SOLEPLATE
 WATER TANK: 300ML
 AC220-240V ~ 50/60Hz 2600-3000W



Model No : SI-5092C



STEAM IRON

STEAM / BURST STEAM /
 SPRAY / DRY IRON
 SELF-CLEAN
 CERAMIC COATED SOLEPLATE
 WATER TANK: 340ML
 220-240V ~ 50/60Hz 2400W



MODEL No.	PCS/CTN	CBM PER ctn	QTY 20'	QTY 40'	QTY 40'Hq
SI-5088C	6 PCS	0.0471	3564	7386	8658
SI-5090C	8 PCS	0.06957	3216	6664	7816
SI-5092C	6 PCS	0.0435	3858	7998	9378

STEAM IRON

STEAM / BURST STEAM /SPRAY / DRY IRON
 SELF-CLEAN
 CERAMIC COATED SOLEPLATE
 WATER TANK: 400ML
 220-240V ~ 50/60Hz 2600W



Model No : SI-5093C



DRY IRON

GOLDEN CERAMIC COATED SOLEPLATE
 OVER HEAT SAFETY PROTECTION
 EASY TEMPERATURE SETTINGS
 THERMOSTAT CONTROL
 STABLE HEEL REST
 POWER ON INDICATOR
 AC 220-240V 50/60Hz 1000-1200W



Model No : SDI-6010



HEAVY DRY IRON

GOLDEN CERAMIC COATED SOLEPLATE
 OVER HEAT SAFETY PROTECTION
 EASY TEMPERATURE SETTINGS
 THERMOSTAT CONTROL
 STABLE HEEL REST
 POWER ON INDICATOR
 220V-240V ~ 50Hz-60Hz 1000-1200W



Model No : SHI-6021



MODEL No.	PCS/CTN	CBM PER ctn	QTY 20'	QTY 40'	QTY 40'Hq
SI-5093C	6 PCS	0.04914	3414	7080	8298
SDI-6010	10 PCS	0.039	5680	11840	13920
SHI-6021	6 PCS	0.0461	3642	7548	8850

Model No : SHI-6011



HEAVY DRY IRON

GOLDEN CERAMIC COATED SOLEPLATE
OVER HEAT SAFETY PROTECTION
EASY TEMPERATURE SETTINGS
THERMOSTATCONTROL / STABLE HEEL REST
BUTTON GROOVE / POWER ON INDICATOR
AC 220-240V ~ 50/60Hz 1000-1200W



Model No : SHI-6012



HEAVY DRY IRON

GREY CERAMIC COATED SOLEPLATE
OVER HEAT SAFETY PROTECTION
EASY TEMPERATURE SETTINGS
THERMOSTAT CONTROL
STABLE HEEL REST
BUTTON GROOVE
POWER ON INDICATOR
220-240V ~ 50/60Hz 1000-1200W



Model No : SHI-6020



HEAVY DRY IRON

GOLDEN CERAMIC COATED SOLEPLATE
OVER HEAT SAFETY PROTECTION
EASY TEMPERATURE SETTINGS
THERMOSTAT CONTROL
STABLE HEEL REST
BUTTON GROOVE
POWER ON INDICATOR
AC220-240V 50/60Hz 1000-1200W



MODEL No.	PCS/CTN	CBM PER ctn	QTY 20'	QTY 40'	QTY 40'Hq
SHI-6011	6 PCS	0.0358	4692	9720	11394
SHI-6012	6 PCS	0.0358	4692	9720	11394
SHI-6020	6 PCS	0.03112	5394	11178	13110

RICE COOKER WITH STEAMER

METAL HOUSING
TEMPERED GLASS LID
COOL TOUCH HANDLE
REMOVABLE COOKING POT
NON-STICK COATING INSIDE INNER POT
AUTO KEEP WARM FUNCTION
ACCESSORIES : STEAMER,
MEASURING CUP & SPOON



Model No : SRC - 306



Model No : SRC - 318



RICE COOKER WITH STEAMER

METAL HOUSING
TEMPERED GLASS LID
COOL TOUCH HANDLE
REMOVABLE COOKING POT
NON-STICK COATING INSIDE INNER POT
AUTO KEEP WARM FUNCTION
ACCESSORIES : STEAMER,
MEASURING CUP & SPOON



Model No : SRC - 328



RICE COOKER WITH STEAMER

METAL HOUSING
TEMPERED GLASS LID
COOL TOUCH HANDLE
REMOVABLE COOKING POT
NON-STICK COATING INSIDE INNER POT
AUTO KEEP WARM FUNCTION
ACCESSORIES : STEAMER,
MEASURING CUP & SPOON



MODEL No.	PCS/CTN	CBM PER ctn	QTY 20'	QTY 40'	QTY 40'Hq
SRC-306	6 PCS	0.0138	2016	4175	4898
SRC-318	4 PCS	0.0174	1065	2210	2595
SRC-328	4 PCS	0.0371	750	1560	1830

Model No : SRC-342



RICE COOKER WITHOUT STEAMER

METAL HOUSING / STAINLESS STEEL LID
 COOL TOUCH HANDLE / REMOVABLE COOKING POT
 NON-STICK COATING INSIDE INNER POT
 AUTO KEEP WARM FUNCTION
 ACCESSORIES: MEASURING CUP & SPOON
 220-240V 50-60Hz 1600W

1600 WATTS AUTO / OFF 4.2 LITRE



Model No : SRC-410



RICE COOKER WITH STEAMER

METAL HOUSING / TEMPERED GLASS LID
 COOL TOUCH HANDLE / REMOVABLE COOKING POT
 NON-STICK COATING INSIDE INNER POT
 AUTO KEEP WARM FUNCTION
 ACCESSORIES: STAMEER, MEASURING CUP & SPOON
 220-240V~ 50-60Hz 400W

400 WATTS AUTO / OFF 1.0 LITRE



Model No : SRC-415



RICE COOKER WITH STEAMER

STAINLESS STEEL HOUSING / TEMPERED GLASS LID
 COOL TOUCH HANDLE / REMOVABLE COOKING POT
 NON-STICK COATING INSIDE INNER POT
 AUTO KEEP WARM FUNCTION
 ACCESSORIES: STEAMER, MEASURING CUP & SPOON
 220V-240V ~ 50Hz/60Hz 500W

500 WATTS AUTO / OFF 1.5 LITRE



MODEL No.	PCS/CTN	CBM PER ctn	QTY 20'	QTY 40'	QTY 40'Hq
SRC-342	1 PC	0.05468	512	1060	1243
SRC-410	4 PCS	0.0662	1692	3508	4132
SRC-415	4 PCS	0.091	1300	2560	3160

Model No : SRC-418



RICE COOKER WITH STEAMER

STAINLESS STEEL HOUSING / TEMPERED GLASS LID
 COOL TOUCH HANDLE / REMOVABLE COOKING POT
 NON-STICK COATING INSIDE INNER POT
 AUTO KEEP WARM FUNCTION
 ACCESSORIES: STEAMER, MEASURING CUP & SPOON
 220V-240V ~ 50Hz/60Hz 700W

700 WATTS AUTO / OFF 1.8 LITRE



RICE COOKER WITH STEAMER

1.0L CYLINER RICE COOKER
 METAL HOUSING / TEMPERED GLASS LID
 COOL TOUCH HANDLE
 REMOVABLE COOKING POT
 NON-STICK COATING INSIDE INNER POT
 AUTO KEEP WARM FUNCTION
 ACCESSORIES: STEAMER, MEASURING CUP&SPOON
 220V-240V~50-60Hz 400W

400 WATTS AUTO / OFF 1.0 LITRE



Model No : SRC-510N



RICE COOKER WITH STEAMER

1.5L CYLINER RICE COOKER
 METAL HOUSING / TEMPERED GLASS LID
 COOL TOUCH HANDLE
 REMOVABLE COOKING POT
 NON-STICK COATING INSIDE INNER POT
 AUTO KEEP WARM FUNCTION
 ACCESSORIES: STEAMER, MEASURING CUP&SPOON
 220V-240V~50-60Hz 500W

500 WATTS AUTO / OFF 1.5 LITRE



Model No : SRC-515N



MODEL No.	PCS/CTN	CBM PER ctn	QTY 20'	QTY 40'	QTY 40'Hq
SRC-418	4 PCS	0.1030	1120	2260	2600
SRC-510N	4 PCS	0.068	1647	3176	4000
SRC-515N	4 PCS	0.087	1287	2482	3126

Model No : SB-190N



3 IN 1 MIXER GRINDER

800W SUPER POWERFUL MOTOR
STAINLESS STEEL JAR
RAZOR-SHARP STAINLESS-STEEL BLADES
MOTOR OVERHEAT PROTECTION
SAFETY LOCK SYSTEM / HI GLOSS ABS BODY
3 SPEEDS WITH PLUSE SWITCH
UNBREAKABLE POLYCARBONATE JAR CLIP
1.2L STAINLESS STEEL LIQUIDIZING WET JAR WITH CLIP LID
1.0L STAINLESS STEEL DRY GRINDING JAR
0.4L STAINLESS STEEL CHUTNEY GRINDING JAR
AC 202-240V 50/60HZ 800W

800 WATTS **1.2** LITRES **SAFETY LOCK** **3** SPEED



Model No : SB-214



3 IN 1 MIXER GRINDER

1200W SUPER POWERFUL MOTOR
STAINLESS STEEL JAR
RAZOR-SHARP STAINLESS-STEEL BLADES
MOTOR OVERHEAT PROTECTION
SAFETY LOCK SYSTEM / HI GLOSS ABS BODY
3 SPEEDS WITH PLUSE SWITCH
UNBREAKABLE POLYCARBONATE JAR CLIP
1.8L STAINLESS STEEL LIQUIDIZING WET JAR WITH CLIP LID
1.0L STAINLESS STEEL DRY GRINDING JAR
0.4L STAINLESS STEEL CHUTNEY GRINDING JAR
AC 202-240V 50/60HZ 1200W

1200 WATTS **1.8** LITRES **SAFETY LOCK** **3** SPEED



Model No : SB-211



SINGLE BLENDER

600W SUPER POWERFUL MOTOR
2 SPEED SWITCH WITH PULSE CONTROL
BLENDER JAR CAPACITY 1.8L
4PCS STAINLESS STEEL BLADE
OVER HEAT PROTECTING SYSTEM
220V-240V ~ 50Hz/60Hz 600W

600 WATTS **1.8** LITRES **SAFETY LOCK** **2** SPEED



MODEL No.	PCS/CTN	CBM PER ctn	QTY 20'	QTY 40'	QTY 40'Hq
SB-190N	6 PCS	0.11188982	1500	3108	4182
SB-214	4 PCS	0.08398	1332	2760	3712
SB-211	8 PCS	0.06848	3264	6768	7936

3 IN 1 MIXER GRINDER

1000W SUPER POWERFUL MOTOR
STAINLESS STEEL JAR
RAZOR-SHARP STAINLESS-STEEL BLADES
MOTOR OVERHEAT PROTECTION
SAFETY LOCK SYSTEM / HI GLOSS ABS BODY
3 SPEEDS WITH PLUSE SWITCH
UNBREAKABLE POLYCARBONATE JAR CLIP
1.5L STAINLESS STEEL LIQUIDIZING WET JAR WITH CLIP LID
1.2L STAINLESS STEEL DRY GRINDING JAR
0.5L STAINLESS STEEL CHUTNEY GRINDING JAR
AC 202-240V 50/60HZ 1000W

1000 WATTS **1.5** LITRES **SAFETY LOCK** **3** SPEED



3 IN 1 BLENDER

650W SUPER POWERFUL MOTOR
UNBREAKABLE BLENDER JAR
CHOPPER BOWL / GRINDER MILL
3 SPEED SWITCH WITH PULSE CONTROL
BLENDER JAR CAPACITY 1.6L
4PCS STAINLESS STEEL BLADE
OVER HEAT PROTECTING SYSTEM
SAFETY LOCK SYSTEM
220V-240V ~ 50Hz/60Hz 650W

650 WATTS **1.6** LITRES **SAFETY LOCK** **3** SPEED



2 IN 1 BLENDER

650W SUPER POWERFUL MOTOR
UNBREAKABLE BLENDER JAR
GRINDING CUP
2 SPEED SWITCH WITH PULSE CONTROL
BLENDER JAR CAPACITY 1.8L
6PCS STAINLESS STEEL BLADE
OVER HEAT PROTECTING SYSTEM
SAFETY LOCK SYSTEM
220V-240V ~ 50Hz/60Hz 650W

650 WATTS **1.8** LITRES **SAFETY LOCK** **2** SPEED



MODEL No.	PCS/CTN	CBM PER ctn	QTY 20'	QTY 40'	QTY 40'Hq
SB-208	2 PCS	0.0588555	950	1970	2310
SB-133N	6 PCS	0.1369	1224	2538	2976
SB-144N	6 PCS	0.08677	1932	4008	4698

Model No : SB-208



Model No : SB-133N



Model No : SB-144N



Model No : SB-151SS



3 IN 1 MIXER GRINDER

750W SUPER POWERFUL MOTOR
 STAINLESS STEEL JAR, RAZOR SHARP STAINLESS
 STEEL BLADES, MOTOR OVER HEAT PROTECTION
 SAFETY LOCK SYSTEM / HI GLOSS ABS BODY
 3 SPEED WITH PULSE SWITCH
 UNBREAKABLE POLYCARBONATE JAR LIDS
 1.5L STAINLESS STEEL LIQUIDIZING JAR WITH CLIP LID
 1.0L STAINLESS STEEL DRY/WET GRINDING JAR
 0.4L STAINLESS STEEL DRY/WET GRINDING JAR
 AC 220-240V 50/60Hz 750W



Model No : SB-162



2 IN 1 BLENDER

600W SUPER POWERFUL MOTOR
 UNBREAKABLE BLENDER JAR
 GRINDING CUP
 2 SPEED SWITCH WITH PULSE CONTROL
 BLENDER JAR CAPACITY 1.8L
 STAINLESS STEEL BLADE
 OVER HEAT PROTECTING SYSTEM
 220-240V ~ 50/60Hz 600W



MODEL No.	PCS/CTN	CBM PER ctn	QTY 20'	QTY 40'	QTY 40'Hq
SB-151SS	2 PCS	0.0633	633	1265	1345
SB-162	6 PCS	0.0847	1980	4014	4812

3 IN 1 MIXER GRINDER

750W POWERFUL COPPER MOTOR
 PREMIUM QUALITY STAINLESS STEEL JARS
 HEAT PROTECTION / HEAVY ABS PLASTIC BODY
 3 VARIABLE SPEED WITH INCHER
 1.75L S/S LIQUIDIZING JAR
 1.0L S/S DRY/WET GRINDING JAR
 0.5L S/S CHUTNEY JAR
 AC 220-250, ~50/60Hz 750W



3 IN 1 BLENDER

600W SUPER POWERFUL MOTOR
 UNBREAKABLE BLENDER JAR
 GRINDING CUP
 CHOPPING CUP
 2 SPEED SWITCH WITH PULSE CONTROL
 BLENDER JAR CAPACITY 1.8L
 OVER HEAT PROTECTING SYSTEM
 6PCS STAINLESS STEEL BLADE
 40V ~ 50/60Hz 600W



2 IN 1 MIXER GRINDER

550W POWERFUL COPPER MOTOR
 PREMIUM QUALITY STAINLESS STEEL JARS
 OVERHEAT PROTECTION
 HEAVY ABS PLASTIC BODY
 3 VARIABLE SPEED WITH INCHER
 1.75L S/S LIQUIDIZING JAR
 0.5L S/S CHUTNEY JAR
 AC 220-240V, ~ 50/60Hz 550W



MODEL No.	PCS/CTN	CBM PER ctn	QTY 20'	QTY 40'	QTY 40'Hq
SB-193	4 PCS	0.1283	860	1500	1820
SB-195N	6 PCS	0.10353	1620	3360	3936
SB-196	4 PCS	0.1156	860	1500	1820

Model No : SB-193



Model No : SB-195N



Model No : SB-196



Model No : SB-184N



PORTABLE SPORTS BLENDER & SMOOTHIE MAKER

500W SUPER POWERFUL MOTOR
 1PC 570ML SPORT BOTTLE WITH LID & SILICONE GRIP
 1PC 400ML SPORT BOTTLE WITH LID & SILICONE GRIP
 ON/OFF SWITCH WITH PULSE FUNCTION
 STAINLESS STEEL HOUSING
 4 PCS STAINLESS STEEL 304 BLADE
 OVER HEAT PROTECTING SYSTEM
 220-240V ~ 50-60Hz 500W

500 WATTS **OVER HEAT PROTECTION**



9 7114226 107412

Model No : SB-197



2 IN 1 HIGH SPEED BLENDER

1000W SUPER POWERFUL COPPER MOTOR
 UNBREAKABLE JAR FOR BLENDING AND ICE CRUSHING / UNBREAKABLE GRINDER MILL
 15 SPEED SWITCH WITH PULSE CONTROL
 2L BLENDER JAR CAPACITY
 ONE STIRRING ROD
 STAINLESS STEEL BLADE
 OVER HEAT PROTECTING SYSTEM
 220V-240V ~ 50Hz-60Hz 1000W

1000 WATTS **2 LITRES** **OVER HEAT PROTECTION** **15 SPEED**



6 291108 479353

Model No : SB-200



PORTABLE SPORTS BLENDER & SMOOTHIE MAKER

550W SUPER POWERFUL COPPER MOTOR
 2PCS 600ML UNBREAKABLE SPORT BOTTLE WITH LID
 ONE BUTTON CONTROL
 OVER HEAT PROTECTING SYSTEM
 4 PCS STAINLESS STEEL BLADE
 ANTI-SLIP FEET
 220V-240V ~ 50-60Hz 550W

550 WATTS **600 ML**



6 291108 479711

MODEL No.	PCS/CTN	CBM PER ctn	QTY 20'	QTY 40'	QTY 40'Hq
SB-184N	6 PCS	0.0633	2652	5496	6444
SB-197	6 PCS	0.1276	1314	2724	3192
SB-200	8 PCS	0.075	2984	6184	7248

RECHARGEABLE PORTABLE BLENDER

USB CHARGING FOR CORDLESS CONVENIENCE
 STAINLESS STEEL BLADES
 ONE BUTTON CONTROL WITH LED INDICATION
 DETACHABLE DESIGN FOR EASY CLEANING
 PLASTIC JAR: 350ML
 WITH BELT FOR EASY CARRY
 BATTERY: 1500mAh Li-Ion
 DC 3.7V, POWER 40W

40 WATTS **350 ML**



6 291108 476208

Model No : SPB-194



Model No : SPB-294



RECHARGEABLE PORTABLE BLENDER

USB CHARGING FOR CORDLESS CONVENIENCE
 STAINLESS STEEL BLADES
 ONE BUTTON CONTROL WITH LED INDICATION
 DETACHABLE DESIGN FOR EASY CLEANING
 PLASTIC JAR: 340ML / WITH BELT FOR EASY CARRY
 BATTERY: 1500mAh Li-Ion / DC 3.7V, POWER 40W

40 WATTS **340 ML**



6 291108 479896

Model No : SCJ-324



CITRUS JUICER

40W MOTOR
 1.2L CAPACITY
 TWO WAY ROTATION CONES
 WITH CONES AND FILTER
 ANTI DUST COVER
 OVER HEAT PROTECTING SYSTEM
 AC220-240V ~ 50/60Hz 40W

40 WATTS **TWO-DIRECTION TWIST**



6 291108 477052

MODEL No.	PCS/CTN	CBM PER ctn	QTY 20'	QTY 40'	QTY 40'Hq
SPB-194	40 PCS	0.0815	13720	28440	33360
SPB-294	40 PCS	0.1114	10040	20800	24400
SCJ-324	8 PCS	0.06699	3336	6920	8120

Model No : ST-210



2 SLICE BREAD TOASTER

COOL TOUCH BODY
ELECTRONIC HEATING CONTROL
DEFROST, REHEAT, CANCEL BUTTON
PILOT LAMPS
BUN WARMER
SLIDE OUT CRUMB TRAY
AC220-240V 50-60Hz 750W



6 291108 478240

Model No : SHB-154J



HAND BLENDER WITH STAINLESS STEEL SHAFT

3 SPEED SETTINGS
PLASTIC JAR 1100ML
DISHWATER PROOF
ROBUST BLENDING WAND
DETACHABLE BLENDING ROD
220-240V ~ 50/60Hz 200W



9 714226 102639

MODEL No.	PCS/CTN	CBM PER ctn	QTY 20'	QTY 40'	QTY 40'Hq
-----------	---------	-------------	---------	---------	-----------

ST-210	6 PCS	0.06687	2508	5202	6096
SHB-154J	6 PCS	0.0573	3568	7136	8288

Model No : SHB-179JBCW

4 IN 1 HAND BLENDER WITH CHOPPER

SPEED CONTROL
PLASTIC JAR 700ML
WITH BIG CHOPPER 500ML
WITH WHISK DISHWATER PROOF
ROBUST BLENDING WAND
DETACHABLE BLENDING ROD
AC220-240V ~ 50/60Hz 600W



9 714226 1107054



Model No : SHB-184JBCW

4 IN 1 HAND BLENDER WITH CHOPPER

HAND BLENDER WITH PLASTIC HOUSING
STAINLESS STEEL SHAFT
2 SPEED SETTINGS
PLASTIC JAR 600ML
LARGE CHOPPER 500ML
WITH WHISK DETACHABLE BLENDING ROD
220-240V ~ 50/60Hz 400W



6 291108 477656



MODEL No.	PCS/CTN	CBM PER ctn	QTY 20'	QTY 40'	QTY 40'Hq
-----------	---------	-------------	---------	---------	-----------

SHB-179JBCW	6 PCS	0.071232	2358	4884	5724
SHB-184JBCW	8 PCS	0.07118	3144	6512	7640

Model No : SHB-186J



HAND BLENDER

HAND BLENDER WITH
PLASTIC HOUSING
STAINLESS STEEL SHAFT
2 SPEED SETTINGS
PLASTIC JAR 700ML
DETACHABLE BLENDER ROD
220-240V ~ 50-60Hz 250W

250
WATTS **2**
SPEED



Model No : SHB-192



HAND BLENDER WITH STAINLESS STEEL SHAFT

SPEED CONTROL
DISHWATER PROOF
ROBUST BLENDING WAND
DETACHABLE BLENDING ROD
220-240V ~ 50/60Hz 1000W

1000
WATTS



MODEL No.	PCS/CTN	CBM PER ctn	QTY 20'	QTY 40'	QTY 40'Hq
SHB-186J	8 PCS	0.04027	5560	11520	13504
SHB-192	12 PCS	0.03858	8700	18036	21144

Model No : SMF-701



HAND HELD MILK FROTHER

RECHARGEABLE MILK FROTHER
CREATE MILK FROTH FOR CAFE STYLE DRINKS
3 SPEED MIXING MODES: LIGHTLY,
MEDIUM, STRONGLY
INDICATION LIGHT WHEN USING
AND CHARGING STATUS
304 STAINLESS STEEL MIXING ROD
ABS MAIN BODY
TYPE-C CHARGING,
WIRELESS USE
BATTERY: 500mAh
RATED POWER: 3W
CHARGING VOLTAGE: 5V,

3
SPEED



Model No : SMX-111



5 SPEED HAND MIXER

2 BEATERS FOR EGGS
AND CREAMS
2 HOOKS FOR MIXING DOUGH
TURBO SWITCH
AC 220-240V 50/60Hz 150W

150
WATTS **turbo** **5**
SPEED



MODEL No.	PCS/CTN	CBM PER ctn	QTY 20'	QTY 40'	QTY 40'Hq
SMF-701	100 PCS	0.04668	59900	124200	145600
SMX-111	12 PCS	0.05160	6516	13032	15816

Model No : SMX-144



5 SPEED HAND MIXER

2 BEATERS FOR EGGS AND CREAMS
2 HOOKS FOR MIXING DOUGH
TURBO SWITCH
220-240V ~ 50/60Hz 200W

200 WATTS **TURBO** **5 SPEED**



Model No : SMX-140



6 SPEED STAND MIXER WITH STAINLESS STEEL BOWL

5L STAINLESS STEEL BOWL
6 SPEED WITH PULSE CONTROL
REMOVABLE BOWL FOR EASY OPERATION
TILT-BACK HEAD FOR EASY ACCESS TO MIXTURE
DETACHABLE ALUMINIUM DOUBLE BLADE FOR EASY CLEANING
MOTOR OVER HEAT PROTECTION WITH TRANSPARENT BOWL COVER
SKID RESISTANT FEET
STANDARD ACCESSORIES: DOUGH HOOK, WHISK, BEATER
ABS PLASTIC HOUSING
220-240V ~ 50/60Hz 1000W

1000 WATTS **5.0 LITRES** **6 SPEED**



MODEL No.	PCS/CTN	CBM PER ctn	QTY 20'	QTY 40'	QTY 40'Hq
SMX-144	12 PCS	0.08596896	3908	8095	9491
SMX-140	1 PC	0.03859	720	1500	1760

Model No : SMX-147

6 SPEED STAND MIXER WITH STAINLESS STEEL BOWL

12L STAINLESS STEEL BOWL WITH HANDLE
6 SPEED WITH PULSE CONTROL AND LED INDICATOR
POWERFUL COPPER MOTOR
LED DISPLAY FOR TIME & SPEED
REMOVABLE BOWL FOR EASY OPERATION
TILT-BACK HEAD FOR EASY ACCESS TO MIXTURE
BOWL LID WITH WINDOW FOR ADDING INGREDIENTS DURING WORKING
ACCESSORIES: FULL AL-ALLOY DOUBLE DOUGH HOOK & BEATER & EGG WHISK, SPATULA
STAINLESS STEEL
WRAPPED PLASTIC HOUSING
220V-240V ~ 50Hz 2000W

2000 WATTS **12 LITRES** **6 SPEED**



Model No : SSJ-601

SLOW JUICER

ABS PLASTIC HOUSING
UNBREAKABLE JUCING BOWL \ JUICER CUP CAPACITY: 600ML / LOW NOISE MOTOR
103MM DIAMETER WIDE FEED CHUTE
NEW MESH-FREE FILTER SYSTEM
ON/OFF SWITCH KNOB WITH REVERSE FUNCTION
JUICE & RESIDUE SEPARATE / EASY TO CLEAN
OVER HEAT PROTECTING SYSTEM
SAFETY LOCK SYSTEM
ACCESSORY: 1PC PUSHER, 1PC JUICE CUP, 1PC PULP CUP, 1PC CLEANING BRUSH
220-240V ~ 50/60Hz 100W

100 WATTS **OVER HEAT PROTECTION** **SAFETY LOCK**



MODEL No.	PCS/CTN	CBM PER ctn	QTY 20'	QTY 40'	QTY 40'Hq
SMX-147	1PC	0.0946	300	650	800
SSJ-601	4 PCS	0.1013	1104	2288	2684

Model No : SJB-309



4 IN 1 JUICER / BLENDER

2 SPEED WITH 'PULSE' SWITCH CONTROL
 1.8L UNBREAKABLE BLENDER JAR
 MINCER & GRINDER MILL
 STAINLESS STEEL GRATER & STRAINER
 DETACHABLE PARTS FOR EASY CLEANING
 MOTOR OVERHEAT PROTECTION
 SAFETY LOCK SYSTEM
 AC220-240V 50/60Hz 650W

650 WATTS **OVER HEAT PROTECTION** **2 SPEED**



Model No : SJB-401N



4 IN 1 POWERFUL JUICER / BLENDER

2 SPEED WITH PULSE CONTROL
 2.4L PULP CONTAINER / 1.0L JUICER JUG
 1.5L UNBREAKABLE BLENDER JAR
 UNBREAKABLE CHOPPER & GRINDER
 WHOLE FRUIT JUICE EXTRACTOR
 MOTOR OVER HEAT PROTECTION
 STAINLESS STEEL BLADES & FILTER BASKET
 SAFETY INTERLOCK
 220V-240V ~ 50Hz/60Hz 800W

800 WATTS **OVER HEAT PROTECTION** **2 SPEED**



MODEL No.	PCS/CTN	CBM PER ctn	QTY 20'	QTY 40'	QTY 40'Hq
SJB-309	4 PCS	0.12769	876	1816	2128
SJB-401N	4 PCS	0.2103	532	1100	1292

Model No : SPJ-501N



JUICE EXTRACTOR

SUPER POWERFUL COPPER MOTOR
 2 SPEED
 1.6L PULP CONTAINER
 500ML JUICER CUP
 FEEDING TUBE: 65MM
 MOTOR OVERHEAT PROTECTION
 STAINLESS STEEL BODY & LOCKING CLAMP
 STAINLESS STEEL BLADE & FILTER BASKET
 220-240V ~ 50-60Hz 800W

800 WATTS **SAFETY LOCK** **OVER HEAT PROTECTION** **2 SPEED**



Model No : SPJ-507



JUICE EXTRACTOR

SUPER POWERFUL COPPER MOTOR
 2 SPEED / 1.2L PULP CONTAINER
 450ML JUICER CUP
 FEEDING TUBE 65MM
 MOTOR OVERHEAT PROTECTION
 STAINLESS STEEL BODY & LOCKING CLAM
 STAINLESS STEEL BLADE & FILTER BASKET
 220V-240V ~ 50Hz/60Hz 400W

400 WATTS **SAFETY LOCK** **OVER HEAT PROTECTION** **2 SPEED**



MODEL No.	PCS/CTN	CBM PER ctn	QTY 20'	QTY 40'	QTY 40'Hq
SPJ-501N	4 PCS	0.0884	1264	2624	3076
SPJ-507	6 PCS	0.1195	1404	2910	3414

Model No : SMG-021N



MEAT GRINDER

SUPER MAX LOCKED POWER : 2800W
 STAINLESS STEEL BLADE
 REVERSE FUNCTION
 3 CUTTING PLATES
 KUBBE ATTACHMENT
 LARGE CAPACITY METAL HOPPER
 220-240V~ 50/60Hz 500W



Model No : SMG-022N



MEAT GRINDER

SUPER MAX LOCKED POWER:1500W
 STAINLESS STEEL BLADE
 REVERSE FUNCTION
 2 GRINDING PLATES
 KUBBE ATTACHMENT
 LARGE CAPACITY METAL HOPPER
 THERMAL PROTECTOR TO PREVENT MOTOR BURN OUT
 220V-240V ~ 50Hz/60Hz 300W



Model No : SEB-77



EGG BOILER

COOKS 7 EGGS AT ONE TIME
 AUTO STEPLESS TEMPERATURE REGULATION
 STAINLESS STEEL HEATING PLATE
 OVER HEAT PROTECTION
 PC COVER LID
 FOOD GRADE MATERIAL
 WITH MEASURING CUP AND EGG BOWL
 220-240V~, 50/60Hz, 360W



MODEL No.	PCS/CTN	CBM PER ctn	QTY 20'	QTY 40'	QTY 40'Hq
SMG-021N	4 PCS	0.0912	1276	2596	2860
SMG-022N	6 PCS	0.1086	1614	3342	3738
SEB-77	18 PCS	0.0042	5850	12132	14232

RECHARGEABLE MINI CHOPPER

MINI FOOD CHOPPER
 BOWL CAPACITY: 400ML
 TYPE-C CHARGING, WIRELESS USE
 STAINLESS STEEL BLADES
 ONE BUTTON CONTROL WITH LED INDICATION
 DETACHABLE DESIGN FOR EASY CLEANING
 DC 5V, 0.3A FOR TYPE-C CHARGING
 RATED CURRENT: 10A
 RATED POWER: 30W CLASS III
 BATTERY: 1200mAh Li-ion



Model No : SMC-15



CHOPPER

SUPER POWERFUL COPPER MOTOR
 MAX CAPACITY: 3L
 SPECIAL GLASS JAR FOR BLENDING
 & CHOPPING / 2 SPEED OPERATION
 4 LAYERS STAINLESS STEEL BLADES FOR
 SUPERIOR RESULTS / SAFETY LOCK SYSTEM
 OVER HEAT PROTECTION SYSTEM
 STAINLESS STEEL BODY/ GEAR AND CUTTER POLE
 ANTI-SLIP RING / ACCESSORIES: 1PC SCRAPER BLADE,
 1PC EGG BEATER, 1PC GARLIC PEELER
 AC 220-240V 50-60Hz 500W



Model No : SMC-23G



CHOPPER

SUPER POWERFUL COPPER MOTOR
 MAX CAPACITY: 3L
 STAINLESS STEEL JAR FOR BLENDING &
 CHOPPING / 3 SPEED OPERATION
 4 LAYERS STAINLESS STEEL BLADES FOR SUPERIOR RESULTS
 SAFETY LOCK SYSTEM / OVER HEAT PROTECTION SYSTEM
 STAINLESS STEEL BODY WITH HANDLE
 GEAR AND CUTTER POLE ANTI-SLIP RING
 ACCESSORIES: 1PC SCRAPER BLADE,
 1PC EGG BEATER, 1PC GARLIC PEELER
 AC 220-240V 50-60Hz 500W



Model No : SMC-24S



MODEL No.	PCS/CTN	CBM PER ctn	QTY 20'	QTY 40'	QTY 40'Hq
SMC-15	50 PCS	0.1046	13350	27700	32500
SMC-23G	6 PCS	0.1252	1338	2778	3258
SMC-24S	6 PCS	0.0908	1848	3828	4488

Model No : SPCM-101



POPCORN MAKER

PLASTIC HOUSING
TRADITIONAL/CLASSIC STYLE
CAPACITY: 40G
HOT AIR POPCORN MAKER
220-240V-50/60Hz 900W



Model No : SKT-1803



1.8 LITRE STAINLESS STEEL CORDLESS KETTLE

360 DEGREE CORDLESS KETTLE
SEAMLESS BODY DESIGN
CONCEALED HEATING ELEMENT
BOIL-DRY PROTECTION
AUTOMATICALLY TURNS OFF WHEN WATER BOILS
ON/OFF SWITCH AND LIGHT INDICATOR
220-240V-50/60Hz 1500W



Model No : SKT-1809N



1.8 LITRES GLASS KETTLE

360 DEGREE CORDLESS KETTLE
CONCEALED HEATING ELEMENT
BOIL-DRY PROTECTION
AUTOMATICALLY TURNS OFF WHEN WATER BOILS
ON/OFF SWITCH AND LIGHT INDICATOR
SAFETY LOCK LID
220V-240V ~ 50/60Hz 1500W



MODEL No.	PCS/CTN	CBM PER ctn	QTY 20'	QTY 40'	QTY 40'Hq
SPCM-101	12 PCS	0.055	6120		14880
SKT-1803	12 PCS	0.1054	3180	6600	7740
SKT-1809N	12 PCS	0.1250	2688	5568	6528

0.6 LITRES CORDLESS KETTLE

0.6L CAPACITY
STAINLESS STEEL BODY
CONCEALED HEATING ELEMENT
BOIL-DRY PROTECTION
AUTOMATICALLY TURNS OFF WHEN WATER BOILS
ON/OFF SWITCH AND INDICATOR LIGHT
220-240V ~ 50-60Hz 600W



Model No : SKT-1001



1.8 LITRES CORDLESS KETTLE

1.8L CAPACITY
360 DEGREE CORDLESS KETTLE
STAINLESS STEEL BODY
CONCEALED HEATING ELEMENT
BOIL-DRY PROTECTION
AUTOMATICALLY TURNS OFF WHEN WATER BOILS
ON/OFF SWITCH AND LIGHT INDICATOR
220-240V- 50-60Hz 1500W



Model No : SKT-1804



1.8 LITRES CORDLESS KETTLE

304 STAINLESS STEEL BODY
THREE LAYER COOL TOUCH BODY
SEAMLESS BODY DESIGN
360 DEGREE ROTATION
CONCEALED HEATING ELEMENT
BOIL-DRY PROTECTION
AUTOMATICALLY TURNS OFF WHEN WATER BOILS
ON/OFF SWITCH AND LIGHT INDICATOR



Model No : SKT-1810




MODEL No.	PCS/CTN	CBM PER ctn	QTY 20'	QTY 40'	QTY 40'Hq
SKT-1001	24 PCS	0.1305	6768	13992	16416
SKT-1804	12 PCS	0.1009	3324	6888	8088
SKT-1810	12 PCS	0.1337	2520		6096

Model No : SKT-1812



1.8 LITRE GLASS KETTLE

1.8L CAPACITY
 360 DEGREE CORDLESS KETTLE
 CONCEALED HEATING ELEMENT
 BOIL-DRY PROTECTION
 AUTOMACTICALLY TURNS OFF WHEN WATER BOILS
 ON/OFF SWITCH AND LIGHT INDICATOR
 SAFETY LOCK LID
 220-240V~50-60Hz 1500W




Model No : SKT-1813N



2.2 LITRE CORDLESS KETTLE

2.2L CAPACITY
 360 DEGREE CORDLESS KETTLE
 STAINLESS STEEL BODY
 CONCEALED HEATING ELEMENT
 BOIL-DRY PROTECTION
 AUTOMACTICALLY TURNS OFF WHEN WATER BOILS
 ON/OFF SWITCH AND LIGHT INDICATOR
 220-240V~50-60Hz 1500W




Model No : SKT-1815



1.8 LITRE CORDLESS KETTLE

1.8L CAPACITY
 360 DEGREE CORDLESS KETTLE
 STAINLESS STEEL BODY
 CONCEALED HEATING ELEMENT
 BOIL -DRY PROTECTION
 AUTOMATICALLY TURNS OFF WHEN WATER BOILS
 ON/OFF SWITCH AND INDICATOR LIGHT
 220-240V~ 50-60Hz 1500W




MODEL No.	PCS/CTN	CBM PER ctn	QTY 20'	QTY 40'	QTY 40'Hq
SKT-1812	12 PCS	0.1214	2760	5520	6720
SKT-1813N	12 PCS	0.1106	3036	6072	7.368
SKT-1815	12 PCS	0.098	3432	7104	8400

Model No : SKT-1818



1.8 LITRE CORDLESS KETTLE

1.8L CAPACITY
 DOUBLE LAYER COOL TOUCH BODY
 360 DEGREE CORDLESS KETTLE
 STAINLESS STEEL INNER SHELL
 CONCEALED HEATING ELEMENT
 BOIL-DRY PROTECTION
 AUTOMACTICALLY TURNS OFF
 WHEN WATER BOILS
 ON/OFF SWITCH AND
 LIGHT INDICATOR
 220-240V~50/60Hz1500W




Model No : SKT-1824



1.8 LITRE CORDLESS KETTLE

1.8L CAPACITY
 360 DEGREE CORDLESS KETTLE
 SEAMLESS BODY DESIGN
 CONCEALED HEATING ELEMENT
 BOIL-DRY PROTECTION
 AUTOMACTICALLY TURNS
 OFF WHEN WATER BOILS
 ON/OFF SWITCH AND
 LIGHT INDICATOR
 220-240V~50-60Hz1500W



MODEL No.	PCS/CTN	CBM PER ctn	QTY 20'	QTY 40'	QTY 40'Hq
SKT-1818	12 PCS	0.1233	2724	5448	6612
SKT-1824	12 PCS	0.1231	2724	5448	6612

Model No : SKT-1825



1.8 LITRE CORDLESS KETTLE

1.8L CAPACITY / 360 DEGREE CORDLESS KETTLE
 CONCEALED HEATING ELEMENT / BOIL-DRY PROTECTION
 AUTOMATICALLY TURNS OFF WHEN WATER BOILS
 ON/ OFF SWITCH AND LIGHT INDICATOR
 SAFETY LOCK LID
 220-240V-50-60Hz 1500W

1500 WATTS **1.8** LITRE



Model No : SKT-2012N



2.0 LITRE CORDLESS KETTLE

2L CAPACITY / 360 DEGREE CORDLESS KETTLE
 SEAMLESS BODY DESIGN / CONCEALED HEATING ELEMENT
 BOIL-DRY PROTECTION / AUTOMATICALLY TURNS OFF
 WHEN WATER BOILS / ON/OFF SWITCH
 AND LIGHT INDICATOR
 220-240V-50-60Hz 1500W

1500 WATTS **2** LITRES



Model No : SEWB-10



ELECTRIC WATER BOILER

CAPACITY 10L / STAINLESS STEEL LID WITH LOCK
 WITH WATER GAUGE / PLASTIC WATER TAP
 S/S DOUBLE LAYER - OUTSIDE 430 SS, INSIDE 304 SS
 INDICATOR LIGHTS
 AUTO & RESETTABLE THERMOSTAT
 220-240V, 50HZ, 1650W

1650 WATTS **10** LITRE



MODEL No.	PCS/CTN	CBM PER ctn	QTY 20'	QTY 40'	QTY 40'Hq
SKT-1825	12 PCS	0.109	3084	6360	7440
SKT-2012N	12 PCS	0.1103	3036	6072	7392
SEWB-10	2 PCS	0.09114039	640	1280	1500

ELECTRIC WATER BOILER

CAPACITY 15L
 STAINLESS STEEL LID WITH LOCK
 WITH WATER GAUGE
 PLASTIC WATER TAP
 S/S DOUBLE LAYER - OUTSIDE 430 SS, INSIDE 304 SS
 INDICATOR LIGHTS
 AUTO & RESETTABLE THERMOSTAT
 220-240V, 50HZ, 1650W

1650 WATTS **15** LITRE



Model No : SEWB-15



ELECTRIC WATER BOILER

CAPACITY 20L
 STAINLESS STEEL LID WITH LOCK
 WITH WATER GAUGE
 PLASTIC WATER TAP
 S/S DOUBLE LAYER - OUTSIDE 430 SS,
 INSIDE 304 SS
 INDICATOR LIGHTS
 AUTO & RESETTABLE THERMOSTAT
 220-240V, 50HZ, 1650W

1650 WATTS **20** LITRE



Model No : SEWB-20



ELECTRIC WATER BOILER

CAPACITY 6.8L
 STAINLESS STEEL LID WITH LOCK
 WITH WATER GAUGE
 PLASTIC WATER TAP
 S/S DOUBLE LAYER - OUTSIDE 430 SS,
 INSIDE 304 SS
 INDICATOR LIGHTS
 AUTO & RESETTABLE THERMOSTAT
 220-240V, 50HZ, 950W

950 WATTS **6.8** LITRE



Model No : SEWB-68



MODEL No.	PCS/CTN	CBM PER ctn	QTY 20'	QTY 40'	QTY 40'Hq
SEWB-15	2 PCS	0.1337805	408	816	952
SEWB-20	2 PCS	0.14265125	400	800	852
SEWB-68	2 PCS	0.083917944	736	1472	1616

Model No : SGT-842



4 SLICE GRILL MAKER

COOL TOUCH HANDLE
 NON-STICK GRILL PLATE FOR EASY USE & CLEANING
 OVERHEAT PROTECTION
 TWO INDICATOR LIGHTS FOR POWER ON & READY
 CONVENIENT HANDLE LOCKING SYSTEM
 STAND UPRIGHT FOR STORAGE
 AUTOMATIC TEMPERATURE CONTROL
 220-240V ~, 50-60 Hz, 1400W

1400 WATTS **NON STICK**

9 714226 102424

Model No : SGT-851



4 SLICE GRILL & SANDWICH MAKER

VARIABLE NON-STICK TEFLON COATED PLATE
 COOL TOUCH PLATIC BODY
 THERMOSTAT CONTROL
 INDICATOR LAMPS
 OVERHEAT SAFETY PROTECTION
 POWER CORD STORAGE
 220-240V 50/60Hz 1100W
 COLOR: INJECTION BLACK COLOR

1100 WATTS **NON STICK** **STAINLESS STEEL**

9 714226 103971

Model No : SGT-853



2 SLICE GRILL MAKER

COOL TOUCH HANDLE
 STAINLESS STEEL TOP COVER SURFACE
 NON-STICK GRILL PLATE FOR EASY USE AND CLEANING
 OVERHEAT PROTECTION
 TWO INDICATOR LIGHTS FOR POWER ON & READY
 CONVENIENT HANDLE LOCKING SYSTEM
 220-240V, 50/60HZ, 750W, CLASS I

750 WATTS **NON STICK** **STAINLESS STEEL**

9 714226 104428

MODEL No.	PCS/CTN	CBM PER ctn	QTY 20'	QTY 40'	QTY 40'Hq
SGT-842	4 PCS	0.06	1868	3868	4536
SGT-851	4 PCS	0.0673	1640	3320	3792
SGT-853	6 PCS	0.0352584	4632	9660	11460

Model No : SGT-854



PANINI / GRILL MAKER

NON-STICK COATED PLATES FOR EASY CLEANING
 STAINLESS STEEL BODY AND BRUSH FINISH
 VARIABLE TEMPERATURE CONTROL
 WITH LOW/MID/HIGH
 DUAL INDICATOR PILOT LIGHTS FOR POWER ON AND READY
 GRILL CHANNELS CARRYING OFF GREASE AND FAT
 CORD WRAP AND STAND UPRIGHT FOR COMPACT STORAGE
 WITH DRIP TRAY TO STORE FAT
 AC220-240V 50/60Hz 2000W

2000 WATTS **NON STICK** **STAINLESS STEEL**

9 714226 104442

Model No : SGT-889



2 SLICE GRILL MAKER

COOL TOUCH HANDLE
 NON-STICK GRILL PLATE FOR EASY USE AND CLEANING
 OVERHEAT PROTECTION
 TWO INDICATOR LIGHTS FOR POWER ON & READY
 CONVENIENT HANDLE LOCKING SYSTEM
 220-240V, 50/60HZ, 750W, CLASS I

750 WATTS **NON STICK** **STAINLESS STEEL**

8 906197 610416

MODEL No.	PCS/CTN	CBM PER ctn	QTY 20'	QTY 40'	QTY 40'Hq
SGT-854	4 PCS	0.07975	1404	2909	3410
SGT-889	6 PCS	0.0352584	4632	9660	11460

Model No : SSM-861N



3 IN 1 MULTI SNACKS MAKER

BAKELITE HOUSING WITH BRUSHED STAINLESS STEEL DECORATION
COOL TOUCH HANDLE
DETACHABLE SANDWICH/GRILL/WAFFLE MAKING PLATES
AUTO THERMOL CUT OFF / OVERHEAT PROTECTION
NON-STICK COATING PLATE FOR EASY USE AND CLEANING
TWO INDICATOR LIGHTS FOR POWER ON AND READY
SKID-RESISTANT FEET
STAND UPRIGHT FOR COMPACT STORAGE
220-240V- 50/60Hz 800W

800 WATTS NON STICK



Model No : SSM-862



7 IN 1 MULTI SNACKS MAKER

BAKELITE HOUSING WITH BRUSHED STAINLESS STEEL
DECORATION COOL TOUCH HANDLE
DETACHABLE SANDWICH/GRILL/DONUT/WAFFLE/
CUPCAKE/NUTTY/OMELET MAKING PLATES
AUTO THERMOL CUT / OVERHEAT PROTECTION
NON-STICK COATING PLATE FOR EASY USE AND CLEANING
TWO INDICATOR LIGHTS FOR POWER ON AND READY
SKID-RESISTANT FEET
STAND UPRIGHT FOR COMPACT STORAGE
220-240V- 50/60Hz 640-760W

760 WATTS NON STICK



Model No : SSM-862N



7 IN 1 MULTI SNACKS MAKER

BAKELITE HOUSING WITH BRUSHED STAINLESS-STEEL DECORATION
COOL TOUCH HANDLE
DETACHABLE SANDWICH/GRILL/DONUT/WAFFLE/NUTTY/SHELL CAKE
PLATES / AUTO THERMAL CUT OFF
OVERHEAT PROTECTION
NON-STICK COATING PLATE FOR EASY USE AND CLEANING
TWO INDICATOR LIGHTS FOR POWER ON AND READY
SKID-RESISTANT FEET
STAND UPRIGHT FOR COMPACT STOTAGE
220-240V, 50-60HZ, 800W

800 WATTS NON STICK



MODEL No.	PCS/CTN	CBM PER ctn	QTY 20'	QTY 40'	QTY 40'Hq
SSM-861N	4 PCS	0.0438204	2556	5292	6208
SSM-862	4 PCS	0.0743	1500	3100	3600
SSM-862N	2 PCS	0.02912032	1920	3980	4660

2 SLICE GRILL MAKER

COOL TOUCH HANDLE
STAINLESS STEEL TOP COVER SURFACE
NON-STICK GRILL PLATE FOR EASY USE & CLEANING
OVERHEAT PROTECTION
TWO INDICATOR LIGHTS FOR POWER ON & READY
CONVENIENT HANDLE LOCKING SYSTEM
CORD STORAGE DESIGNING AT THE BOTTOM
220-240V -, 50-60 Hz, 750W, CLASS I

750 WATTS NON STICK **STAINLESS STEEL**



Model No : SGT-883



2 SLICE SANDWICH MAKER

COOL TOUCH HANDLE
STAINLESS STEEL TOP COVER SURFACE
NON-STICK SANDWICH PLATE FOR EASY USE & CLEANING
OVERHEAT PROTECTION
TWO INDICATOR LIGHTS FOR POWER ON & READY
CONVENIENT HANDLE LOCKING SYSTEM
CORD STORAGE DESIGNING AT THE BOTTOM
220-240V -, 50-60 Hz, 750W, CLASS I

750 WATTS NON STICK **STAINLESS STEEL**



Model No : SSM-884



DUAL CUP WAFFLE MAKER

NON-STICK COATED SURFACE
AUTOMATIC TEMPERATURE CONTROL
COOL TOUCH HANDLE
EASY TO CLEANER
POWER & READY INDICATOR LIGHT
CORD-WRAP FOR STORAGE
220-240V - 50/60Hz 600W

600 WATTS TEMPERATURE CONTROL



Model No : SWM-867



MODEL No.	PCS/CTN	CBM PER ctn	QTY 20'	QTY 40'	QTY 40'Hq
SGT-883	6 PCS	0.0366	4572	9504	11124
SSM-884	6 PCS	0.0371	4530	9384	10998
SWM-867	6 PCS	0.0690	2500	5100	6000

Model No : SWM-873



2 SLICE WAFFLE MAKER

NON-STICK WAFFLE PLATE FOR EASY USE AND CLEANING
 COOL TOUCH BODY
 STAINLESS STEEL TOP COVER SURFACE
 CHROMED TOP COVER SURFACE
 OVERHEAT PROTECTION
 TWO INDICATOR LIGHTS FOR POWER ON & READY
 NON STICK WAFFLE PLATE FOR EASY USE AND CLEANING
 CONVENIENT HANDLE LOCKING SYSTEM
 220-240V, 50-60Hz 750W, CLASS I



Model No : SABM-863



2 IN 1 ARABIC BREAD & PIZZA MAKER

HIGH QUALITY STAINLESS STEEL TUBE
 DIAMETER SIZE: 30CM
 NON-HEATING TOUCH HANDLES FOR EASY CARRYING
 NON-STICK COATING FOR EASY COOKING & CLEANING
 180-240 / ADJUSTABLE HIGH TEMPERATURE FOR FAST ROASTING
 ON/OFF SWITCH AND RED LIGHT INDICATOR
 2.5MM THICKNESS DIE CAST COOKING PLATE
 TEMPERATURE CONTROL
 HIGH TEMPERATURE FOR FAST ROASTING
 EASY TO SEE COOKING WITH WINDOWS
 POWER: 220- 240V. 50/60Hz 1800W



Model No : SCG-4006



COFFEE/SPICE GRINDER

DETACHABLE STAINLESS STEEL JAR
 CAPACITY: 0.8L
 STAINLESS STEEL BLADE
 3 SPEED SWITCH
 MOTOR OVER HEAT PROTECTION
 220V-240V ~ 50Hz-60Hz 350W



MODEL No.	PCS/CTN	CBM PER ctn	QTY 20'	QTY 40'	QTY 40'Hq
SWM-873	6 PCS	0.0428	3900	8100	9500
SABM-863	4 PCS	0.09972	1123	2326	2727
SCG-4006	6 PCS	0.0685	2448	5076	5952

MULTIPURPOSE COFFEE GRINDER

STAINLESS STEEL BLADE
 250W COPPER MOTOR
 MULTI-FUNCTIONAL CAN GRIND DRY INGREDIENTS OF SPICES
 PLASTIC HOUSING WITH TRANSPARENT COVER
 STAINLESS STEEL GRINDING BOWL
 GRINDING BOWL CAPACITY: 220ML
 PUSH BUTTON FOR ON/OFF
 LOW NOISE DESIGN
 220V-240V ~ 50Hz-60Hz 250W



Model No : SCG-4007



TURKISH COFFEE MAKER

IDEAL BREWING AT LOW HEAT
 DOUBLE-SIDED COFFEE POT
 COFFEE POT CAPACITY 400ML: CAN MAKE 1-4 COFFEE CUPS
 AUTO CUT-OFF / 304 HEATING ELEMENT
 SAFETY SYSTEM AGAINST OVERHEATING
 AND BOIL DRY PROTECTION.
 LIGHT & SOUND INDICATION / NON-SLIP BASE
 SPOON FOR IDEAL MEASUREMENT OF COFFEE
 ON/OFF BUTTON
 220-240V ~ 50/60Hz 500W



Model No : STCM-4962



TURKISH COFFEE MAKER

0.8L CAPACITY
 360 DEGREE CORDLESS
 STAINLESS STEEL BODY
 DETACHABLE HANDLE
 MULTI-USE FOR COFFEE/TEA/MILK
 CONCEALED HEATING ELEMENT
 BOIL-DRY PROTECTION
 ON/OFF SWITCH AND LIGHT INDICATOR
 220-240V ~ 50-60Hz 800W



Model No : STCM-4972



MODEL No.	PCS/CTN	CBM PER ctn	QTY 20'	QTY 40'	QTY 40'Hq
SCG-4007	12 PCS	0.0326	10296	21348	25020
STCM-4962	8 PCS	0.0832	2688	5464	6536
STCM-4972	40 PCS	0.1345	8360	17280	20240

Model No : STCM-4973



TURKISH COFFEE MAKER

IDEAL BREWING AT LOW HEAT
 DOUBLE -SIDED COFFEE POT
 COFFEE POT CAPACITY 250ML ,CAN MAKE 1-4 COFFEE CUPS
 AUTO CUT-OFF / 304SS HEATING ELEMENT
 SAFETY SYSTEM AGAINST OVERHEATING AND BOIL DRY PROTECTION
 LIGHT & SOUND INDICATION / NON-SLIP BASE
 SPOON FOR IDEAL MEASUREMENT OF COFFEE
 ON/OFF BUTTON / 220-240V~ 50-60Hz 650W



Model No : STCM-4974



TURKISH COFFEE MAKER

IDEAL BREWING AT LOW HEAT
 DOUBLE -SIDED COFFEE POT
 COFFEE POT CAPACITY 250ML ,CAN MAKE 1-4 COFFEE CUPS
 AUTO CUT-OFF / 304SS HEATING ELEMENT
 SAFETY SYSTEM AGAINST OVERHEATING AND BOIL DRY PROTECTION
 LIGHT & SOUND INDICATION / NON-SLIP BASE
 SPOON FOR IDEAL MEASUREMENT OF COFFEE
 ON/OFF BUTTON / 220-240V~ 50-60Hz 500W



Model No : STCM-4975



TURKISH COFFEE MAKER

0.5L CAPACITY
 360 DEGREE CORDLESS
 HIGH BOROSILICATE GLASS
 MULTI-USE FOR COFFEE/TEA/MILK
 CONCEALED HEATING ELEMENT
 BOIL-DRY PROTECTION
 ON/OFF SWITCH AND INDICATOR LIGHT
 220-240V ~ 50-60Hz 600W



MODEL No.	PCS/CTN	CBM PER ctn	QTY 20'	QTY 40'	QTY 40'Hq
STCM-4973	12 PCS	0.1028	3240	6768	7920
STCM-4974	12 PCS	0.1030	3216	6748	7872
STCM-4975	24 PCS	0.1305	5160	10656	12504

3 IN 1 CAPSULE COFFEE MAKER

19 BAR POWERFUL PRESSURE FOR RICH TASTE,
 CHROME FINISH HANDLE AND DIP TRAY COVER,
 600ML DETACHABLE WATER TANK,
 SELECT SHORT ESPRESSO/LONG NESPRESSO
 WITH LED INDICATOR LIGHT, 3PCS ADAPTORS,
 1PC FILTER ,1PC SPOON ,1PC AIR PUMP
 15MIN STANDBY,
 AUTO OR MANUAL SHUT OFF
 3 OPTIONAL ADAPTORS: NESPRESSO,
 DOLCE GUSTO, COFFEE POWDER,
 220-240V~,.50/60Hz ,1450W



Model No : SCM-4969



Model No : SCM-4984

3 IN 1 MULTI CAPSULE COFFEE MACHINE

20 BAR POWERFUL PRESSURE FOR RICH TASTE.
 700ML DETACHABLE WATER TANK.
 TOUCH CONTROL PANEL
 LED INDICATOR LIGHT. / DETACHABLE DRIP TRAY
 SELF-CLEANING FUNCTION / AUTO SHUT OFF
 MULTI-USE FOR NESPRESSO, DOLCE GUSTO, COFFEE POWDER 3 ADAPTORS
 ACCESSORIES : 3PCS ADAPTORS ,2PCS FILTERS ,1PC SPOON
 220-240V~,.50/60Hz ,1400W



Model No : SCM-4985

3 IN 1 MULTI CAPSULE COFFEE MACHINE

20 BAR POWERFUL PRESSURE FOR RICH TASTE.
 700ML DETACHABLE WATER TANK.
 TOUCH CONTROL PANEL
 LED INDICATOR LIGHT. / DETACHABLE DRIP TRAY
 SELF-CLEANING FUNCTION / AUTO SHUT OFF
 MULTI-USE FOR NESPRESSO, DOLCE GUSTO, COFFEE POWDER 3 ADAPTORS
 ACCESSORIES : 3PCS ADAPTORS ,2PCS FILTERS ,1PC SPOON
 220-240V~,.50/60Hz ,1400W



MODEL No.	PCS/CTN	CBM PER ctn	QTY 20'	QTY 40'	QTY 40'Hq
SCM-4969	4 PCS	0.058	1912	3960	4700
SCM-4984	2 PCS	0.0423	1322	2742	3214
SCM-4985	2 PCS	0.0423	1322	2742	3214

Model No : SBF-7030



10" BOX FAN

3 SPEEDS SELECTOR
1 HOUR TIMER
ROTATING FRONT LOUVER / 6 BLADE LEAF
PROTECTIVE GRILL FOR SAFETY
220V-240V ~ 50Hz 50W



Model No : SBF-7032



12" BOX FAN

3 SPEEDS SELECTOR
1 HOUR TIMER
ROTATING FRONT LOUVER
PROTECTIVE GRILL FOR SAFETY
220V-240V ~ 50Hz 50W



Model No : SBF-7036



12" BOX FAN

3 SPEED SELECTOR
1 HOUR TIMER
ROTATING FRONT LOUVER
PROTECTIVE GRILL FOR SAFETY
220V-240V ~ 50Hz/60Hz 40W



MODEL No.	PCS/CTN	CBM PER ctn	QTY 20'	QTY 40'	QTY 40'Hq
SBF-7030	1 PC	0.02106	1320	2750	3150
SBF-7032	1 PC	0.0259	1080	2230	2625
SBF-7036	1 PC	0.0233	1200	2489	2918

14" BOX FAN

3 SPEED SELECTOR
180 DEGREE VARIABLE TILT HEAD
PROTECTIVE GRILL FOR SAFETY
220V-240V ~ 50Hz/60Hz 50W



4" RECHARGEABLE MINI FAN

4" RECHARGEABLE MINI FAN
2 SPEEDS / 5V USB CHARGE
WITH OVER-CHARGE AND OVER-DISCHARGE
PROTECTION FUNCTION
3.7V 1.2Ah LITHIUM RECHARGEABLE BATTERY
CHARGE TIME: 4-6 HOURS
DURATION: 1.5 HOURS/HIGH, 3 HOURS/LOW
FIRST CHARGE MUST BE AT LEAST 24HOURS
POWER SOURCE: DC 5V INPUT, 5W



5" RECHARGEABLE MINI FAN

2 SPEEDS / 5V USB CHARGE
CHARGING INDICATOR
WITH OVER-CHARGE AND OVER-DISCHARGE
PROTECTION FUNCTION
3.7V 2.0Ah LITHIUM RECHARGEABLE BATTERY
CHARGE TIME :4-6HOURS
DURATION : 2 HOURS/HIGH ,4.5 HOURS/LOW
FIRST CHARGE MUST BE AT LEAST 24HOURS
POWER SOURCE : DC 5V INPUT



MODEL No.	PCS/CTN	CBM PER ctn	QTY 20'	QTY 40'	QTY 40'Hq
SBF-7037	1 PCS	0.0247	1133	2348	2753
SRF-004	40 PCS	0.0977	11440	23720	27840
SRF-015	40 PCS	0.09253	12104	25072	30000

Model No : SBF-7037



Model No : SRF-004



Model No : SRF-015



Model No : SRF-104N



4" RECHARGEABLE MINI FAN

3 SPEEDS / 5V TYPE-C CHARGE
 WITH OVER-CHARGE AND OVER-DISCHARGE PROTECTION FUNCTION
 3.7V 1200mAh LITHIUM RECHARGEABLE BATTERY
 CHARGE TIME: 2-3HOURS
 WORKING TIME: HIGH-1HR ,MEDIUM 2-2.5HOURS,LOW 3.5-4HOURS
 FIRST CHARGE MUST BE AT LEAST 24HOURS
 POWER SOURCE: DC 5V INPUT



Model No : SRF-105



5" RECHARGEABLE CLIP FAN

3 SPEEDS / 5V USB CHARGE
 WITH OVER-CHARGE AND OVER-DISCHARGE PROTECTION FUNCTION / 3.7V 1.8Ah LITHIUM RECHARGEABLE BATTERY
 CHARGE TIME: 6-8 HOURS / WORKING TIME: HIGH-1HR & 30MINS, MEDIUM-2.5HOURS, LOW-4HOURS
 FIRST CHARGE MUST BE AT LEAST 24HOURS
 POWER SOURCE: DC 5V INPUT



Model No : SRF-106



6" RECHARGEABLE MINI FAN

AC/DC OPERATED / LOW/MIDDLE/HIGH 3 SPEEDS
 TYPE-C RECHARGING SLOT / USB CHARGING CABLE
 WORKING & CHARGING INDICATOR
 3.7V 2000mAh RECHARGEABLE LITHIUM BATTERY
 OVER CHARGE AND OVER DISCHARGE PROTECTION
 CHARGING TIME : ABOUT 3HOURS / WORKING TIME : ABOUT 2-5HOUR / POWER : 3W / INPUT : DC 5V ,1A



MODEL No.	PCS/CTN	CBM PER ctn	QTY 20'	QTY 40'	QTY 40'Hq
SRF-106	36 PCS	0.1846	5472		13320
SRF-104N	60 PCS	0.1875	9000	18600	21780
SRF-105	40 PCS	0.1372	8160	16880	19800

RECHARGEABLE FAN

12"RECHARGEABLE FAN / AC/DC OPERATING
 76PCS BRIGHT SMD LED / 6 SPEEDS.1800 RPM
 WORKING TIME: FAN 30HRS*, LED LIGHT 36HRS*
 CHARGING TIME:12HRS / REMOTE CONTROL
 USB POWER BANK FUNCTION
 DC 15V SOLAR JACK CHARGING FUNCTION
 TIMER FUNCTION: 1HOUR, 2 HOURS, 4 HOURS AND 8 HOURS
 BATTERY CAPACITY DISPLAY: 25%,50%,75%,100%
 12V 4.5AH LEAD-ACID BATTERY
 INPUT:AC 220-240V,50/60HZ OR SOLAR 15V



RECHARGEABLE MINI FAN

3 SPEEDS / 5V TYPE-C CHARGE / CHARGING INDICATOR
 WITH OVER-CHARGE AND OVER-DISCHARGE PROTECTION FUNCTION / 3.7V 1200mAh LITHIUM RECHARGEABLE BATTERY
 CHARGE TIME:2.5HOURS ,WORKING TIME: HIGH- 1HOURS ,MEDIUM-2.5 HOURS,LOW-4.5HOURS
 FIRST CHARGE MUST BE ATLEAST 6-8HOURS
 POWER SOURCE: DC 5V INPUT, 4.5W / 30° ANGLE ADJUST
 HIGH SPEED 3800 RPM



4"RECHARGEABLE FAN

3 SPEEDS FUNCTON / 9V BRUSHLESS MOTOR
 3670 RPM STRONG WIND / 5V TYPE-C CHARGE
 / CHARGING INDICATOR
 OVER-CHARGE AND OVER-DISCHARGE PROTECTION
 3.7V 1200mAh LITHIUM RECHARGEABLE BATTERY
 CHARGE TIME: 3HOURS
 WORKING TIME: HIGH- 1HOURS* MEDIUM- 2 HOURS*LOW-5HOURS
 POWER SOURCE: DC 5V INPUT,4W



MODEL No.	PCS/CTN	CBM PER ctn	QTY 20'	QTY 40'	QTY 40'Hq
SRF-212	3 PCS	0.1407	597	1194	1449
SRF-404	48 PCS	0.11	12192	24384	29664
SRF-405	100 PCS	0.1098	25500	51000	61900

Model No : SRF-212



Model No : SRF-404



Model No : SRF-405



Model No : SRF-512N



12" RECHARGEABLE FAN WITH REMOTE

24PCS 0.5W BRIGHT LED / LOW/MIDDLE/HIGH 3 SPEEDS CONTROL / 0.5H/2H/4H TIMER FUNCTION
 USB FOR MOBILE CHARGING / SOLAR CHARGING SLOT
 1800RPM STRONG WIND / 12V 7.0AH RECHARGEABLE LEAD-ACID BATTERY / 20HOURS CONTINUOUS WORKING FOR LOW SPEED / 220V-240V ~ 50/60Hz 40W



Model No : SRF-607N



6" RECHARGEABLE MINI FAN

6PCS BRIGHT LED LIGHT, AC/DC OPERATED
 SOLAR CHARGE FUNCTION & POWER BANK FUNCTION
 HIGH / MEDIUM / LOW 3SPEEDS
 WITH MICRO USB CHARGING SLOT / RED LED CHARGING INDICATOR
 OVER-CHARGE AND OVER-DISCHARGE PROTECTION
 BUILT-IN 2X 3.7V 1500mAh LITHIUM RECHARGEABLE BATTERY
 WORKING TIME: HIGH-3HRS & 15MINS, MEDIUM-6HOURS, LOW-14HOURS
 CHARGING TIME: APPROX. 7HOURS
 POWER SOURCE: DC 5V INPUT



Model No : SRF-614



14" RECHARGEABLE FAN WITH REMOTE

56PCS 0.5W BRIGHT LED
 LOW/MIDDLE/HIGH 3 SPEEDS CONTROL 0.5H/2H/4H TIMER FUNCTION
 USB FOR MOBILE CHARGING / 1600RPM STRONG WIND
 12V 7.0AH RECHARGEABLE LEAD-ACID BATTERY
 20HOURS CONTINUOUS WORKING FOR LOW SPEED
 220V-240V ~ 50/60Hz 40W



MODEL No.	PCS/CTN	CBM PER ctn	QTY 20'	QTY 40'	QTY 40'Hq
SRF-512N	4 PCS	0.1923	580	1204	1412
SRF-607N	10 PCS	0.055	5090		12400
SRF-614	4 PCS	0.2332	480	992	1164

8" RECHARGEABLE TABLE FAN

6PCS BRIGHT LED LIGHT / AC/DC OPERATED
 HIGH / MEDIUM / LOW 3SPEEDS
 WITH TYPE-C CHARGING SLOT
 RED LED CHARGING INDICATOR
 OVER CHARGE AND OVER DISCHARGE PROTECTION
 BUILT-IN 2X 3.7V 1500mAh LITHIUM CHARGEABLE BATTERY
 WORKING TIME : HIGH- 1.8-2.2HOURS* ,
 MEDIUM- 4-4.5HOURS*, LOW- 8-9HOURS*
 CHARGING TIME: APPROX. 6-8HOURS
 POWER SOURCE: DC 5V INPUT



Model No : SRF-803



8" RECHARGEABLE TABLE FAN

15PCS BRIGHT LED LIGHT / AC/DC OPERATED
 HIGH / MEDIUM / LOW 3 SPEEDS
 WITH TYPE-C CHARGING SLOT
 RPM-2200 / LED DISPLAY BATTERY STATUS
 OVER CHARGE AND OVER DISCHARGE PROTECTION
 BUILT-IN 2x 3.7V 2000mAh LITHIUM RECHARGEABLE BATTERY
 WORKING TIME: HIGH 2-3 HOURS, MEDIUM 3-4 HOURS, LOW 4-5HOURS / CHARGING TIME: APPROX 4-6HOURS
 POWER SOURCE: DC 5V INPUT



Model No : SRF-803N



8" RECHARGEABLE TABLE FAN

19PCS BRIGHT LED LIGHT
 AC/DC OPERATED
 HIGH / MEDIUM / LOW 3 SPEEDS
 WITH TYPE-C CHARGING SLOT
 RPM-2200 / LED DISPLAY BATTERY STATUS
 OVER CHARGE AND OVER DISCHARGE PROTECTION
 BUILT-IN 2x 3.7V 2000mAh LITHIUM RECHARGEABLE BATTERY
 WORKING TIME: HIGH 2-3 HOURS,
 MEDIUM 3-4 HOURS, LOW 4-5HOURS
 CHARGING TIME: APPROX 4-6HOURS
 POWER SOURCE: DC 5V INPUT



Model No : SRF-804N



MODEL No.	PCS/CTN	CBM PER ctn	QTY 20'	QTY 40'	QTY 40'Hq
SRF-803	15 PCS	0.1393	3030	6300	7350
SRF-803N	10 PCS	0.0927	3020	6040	7330
SRF-804N	10 PCS	0.1107	2520	5040	6140

Model No : SRF-804



8" RECHARGEABLE TABLE FAN

6PCS BRIGHT LED LIGHT / AC/DC OPERATED
HIGH / MEDIUM / LOW 3SPEEDS
WITH TYPE-C CHARGING SLOT / RED LED CHARGING INDICATOR / OVER CHARGE AND OVER DISCHARGE PROTECTION / BUILT-IN 2X 3.7V 1500mAh LITHIUM CHARGEABLE BATTERY
WORKING TIME : HIGH- 1.8-2.2HOURS* ,MEDIUM- 4-4.5HOURS*,LOW- 8-9HOURS* / CHARGING TIME: APPROX- 6-8HOURS / POWER SOURCE: DC 5V INPUT



Model No : SRF-805



8" RECHARGEABLE CLIP FAN

8"RECHARGEABLE CLIP FAN / 12PCS BRIGHT LED LIGHT
AC/DC OPERATED / LOW /MEDIUM / HIGH 3 SPEEDS
TYPE-C CHARGING SLOT / RED LED CHARGING INDICATOR
OVER CHARGE AND OVER DISCHARGE PROTECTION
BUILT-IN 2x 3.7V 1500mAh LITHIUM BATTERY
WORKING TIME: HIGH-2-3 HOURS
*MEDIUM-4-5HOURS*LOW-9-10HOURS
CHARGING TIME: APPROX 6-8 HOURS
POWER SOURCE: DC 5V INPUT



Model No : SRF-808



8" RECHARGEABLE FAN WITH REMOTE

OSCILLATING FUNCTION / 32PCS 0.5W BRIGHT LED
LOW/MIDDLE/HIGH/SUPER HIGH 4 SPEEDS CONTROL
1H/2H/3H/4H TIMER FUNCTION
BATTERY CAPACITY INDICATION FOR 25%,50%,75%,100%
USB FOR MOBILE CHARGING / 2200RPM STRONG WIND
10,000mAh LI-ION BATTERY
30HOURS CONTINUOUS WORKING FOR LOW SPEED
TYPE-C CHARGING / DC 5V,20W



MODEL No.	PCS/CTN	CBM PER ctn	QTY 20'	QTY 40'	QTY 40'Hq
SRF-804	15 PCS	0.1158	3675	7500	8400
SRF-805	15 PCS	0.1410	2970	5940	7230
SRF-808	12 PCS	0.0938	3576	7416	8688

16" WALL FAN WITH REMOTE CONTROL

7.5 HOURS TIMER
3 SPEED SWITCH AND OSCILLATION FUNCTION
SELF-PROTECTION WHEN OVER HEATED
5 TRANSPARENT BLADE LEAF
KOREA GUARD RING
LOW NOISE COPPER MOTOR
AC220-240V ~ 50-60Hz 60W



Model No : SF-8007WR



Model No : SF-8008N



8" 3 IN 1 CLIP, DESK & WALL FAN

2 SPEED SWITCH
WHISPER QUIET OPERATION MOTOR
ADJUSTABLE TILT ANGLE HEAD FOR VERTICAL SETTING
OSCILLATION FUNCTION
220-240V ~ 50/60Hz 35W



Model No : SF-8009C



8" 3 IN 1 CLIP, DESK & WALL FAN

2 SPEED SWITCH
WHISPER QUIET OPERATION MOTOR
ADJUSTABLE TILT ANGLE HEAD FOR VERTICAL SETTING
OSCILLATION FUNCTION
AC220-240V 50/60Hz 35W



MODEL No.	PCS/CTN	CBM PER ctn	QTY 20'	QTY 40'	QTY 40'Hq
SF-8007WR	1 PC	0.0348	805	1660	1950
SF-8008N	12 PCS	0.12716	2642	6408	6408
SF-8009C	12 PCS	0.1214	2760	5724	6720

Model No : SF-8025S



16" STAND FAN

3 SPEEDS SWITCH AND OSCILLATION FUNCTION
HEIGHT ADJUSTABLE
SELF-PROTECTION WHEN OVER HEATED
5 TRANSPARENT BLADE LEAF
KOREA GUARD RING / LOW NOISE COPPER MOTOR
AC220-240V ~ 50/60Hz 60W



3
SPEED

Model No : SF-8026S



16" STAND FAN

3 SPEEDS SWITCH AND OSCILLATION FUNCTION
HEIGHT ADJUSTABLE
SELF-PROTECTION WHEN OVER HEATED
5 TRANSPARENT BLADE LEAF
KOREA GUARD RING
LOW NOISE COPPER MOTOR
AC220-240V ~ 50/60Hz 60W



3
SPEED

Model No : SF-8027SR



16" STAND FAN WITH REMOTE CONTROL

7.5 HOURS TIMER
3 SPEEDS SWITCH AND OSCILLATION FUNCTION
AUTO WIND FLOW FUNCTION / HEIGHT ADJUSTABLE
SELF-PROTECTION WHEN OVER HEATED
5 TRANSPARENT BLADE LEAF / KOREA GUARD RING
LOW NOISE COPPER MOTOR / AC220-240V ~ 50/60Hz 60W



3
SPEED

MODEL No.	PCS/CTN	CBM PER ctn	QTY 20'	QTY 40'	QTY 40'Hq
SF-8025S	1 PC	0.04831	580	1200	1400
SF-8026S	1 PC	0.04997	560	1160	1360
SF-8027SR	1 PC	0.04297	650	1340	1580

Model No : SF-8040SN



16" STAND FAN

3 SPEED SWITCH AND OSCILLATION FUNCTION
HEIGHT ADJUSTABLE
SELF-PROTECTION WHEN OVER HEATED
6 BLADE LEAF
220V-240V ~ 50Hz/60Hz 75W



3
SPEED

Model No : SF-8041S



16" STAND FAN

3 SPEED SWITCH AND OSCILLATION FUNCTION
HEIGHT ADJUSTABLE
SELF-PROTECTION WHEN OVER HEATED
5 TRANSPARENT BLADE LEAF
AC220-240V 50/60Hz 60W



3
SPEED

MODEL No.	PCS/CTN	CBM PER ctn	QTY 20'	QTY 40'	QTY 40'Hq
SF-8040SN	1 PC	0.04044	692	1434	1680
SF-8041S	1 PC	0.0308	909	1883	2207

Model No : SF-8042S



18" STAND FAN

3 SPEED SWITCH AND
OSCILLATION FUNCTION
HEIGHT ADJUSTABLE
SELF-PROTECTION WHEN OVER HEATED
6 BLADE LEAF
AC220-240V 50/60Hz 75W

3
SPEED



6 291108 479964

Model No : SF-8043S



16" STAND FAN

3 SPEED SWITCH AND
OSCILLATION FUNCTION
HEIGHT ADJUSTABLE
OVER HEAT PROTECTING SYSTEM
5 TRANSPARENT BLADE LEAF
220V-240V ~ 50Hz/60Hz 75W

3
SPEED



8 906197 610775

Model No : SF-8044SR



**16" STAND FAN WITH
REMOTE CONTROL**

7.5 HOURS TIMER / 3 SPEED SWITCH
AND OSCILLATION FUNCTION
HEIGHT ADJUSTABLE
OVER HEAT PROTECTING SYSTEM
6 BLADE LEAF / 220V-240V ~ 50Hz/60Hz 75W

3
SPEED



8 906197 610782

MODEL No.	PCS/CTN	CBM PER ctn	QTY 20'	QTY 40'	QTY 40'Hq
SF-8042S	1 PC	0.0368	760	1576	1847
SF-8043S	1 PC	0.034776	639	1668	1955
SF-8044SR	1 PC	0.03463	808	1648	1964

16" DESK FAN

STREAMLINED AND PORTABLE DESIGN
3 SPEEDS SWITCH AND OSCILLATION FUNCTION
1 HOURS TIMER
SELF-PROTECTION WHEN OVER HEATED
5 TRANSPARENT BLADE LEAF
KOREA GUARD RING
LOW NOISE COPPER MOTOR
AC220-240V ~ 50/60Hz 60W

3
SPEED **TIMER**



9 714226 260544

16" WALL FAN

CIRCULATING DOUBLE STRING SWITCH
3 SPEEDS SWITCH AND OSCILLATION FUNCTION
AUTO-PROTECTION WHEN OVER HEATED
5 TRANSPARENT BLADE LEAF
KOREA GUARD RING
LOW NOISE COPPER MOTOR
AC220-240V ~ 50/60Hz 60W

3
SPEED



9 714226 260551

AIR COOLER

12HOURS TIMER
3 MODES : NATURAL / SLEEP & NORMAL
3 SPEED: HIGH / MED / LOW
ELECTRONIC DISPLAY
WITH REMOTE CONTROL
WATER TANK CAPACITY: 6.0L
HONEY COMB PAPER FILTER FOR BETTER COOLING
2 ICE BOXES / WITH WHEELS
AUTO SWING FOR LEFT/RIGHT SIDE
220-240V- , 50-60Hz, 65W

65 WATTS **6** LITRES



9 714226 105043

MODEL No.	PCS/CTN	CBM PER ctn	QTY 20'	QTY 40'	QTY 40'Hq
SF-8028D	1 PC	0.04232	660	1370	1600
SF-8029W	1 PC	0.04126	680	1400	1600
SAC-202	1 PC	0.0778	350	730	840

Model No : SF-8028D



Model No : SF-8029W



Model No : SAC-202



Model No : SAC-203



AIR COOLER

HONEYCOMB TECHNOLOGY
 MOTORIZED LOUVERS
 HIGH SPEED MOTOR
 CASTOR WHEEL FOR EASY MOVING
 LARGE WATER TANK CAPACITY 15L
 3 SPEED AIR FLOW
 POWERFUL BLOWER
 4 WAY AIR DEFLECTION
 INTERNATIONAL STYLE
 AIR THROW 25 FEET DISTANCE
 WATER LEVEL INDICATOR
 ICE CHAMBER
 AIR DELIVERY 1250 M/HR.3
 AC 220-240V 50/60HZ 160W



Model No : SAC-204



AIR COOLER

12HOURS TIMER
 3 MODES : NATURAL / SLEEP & NORMAL
 3 SPEED: HIGH / MED / LOW
 ELECTRONIC DISPLAY
 WITH REMOTE CONTROL
 WATER TANK CAPACITY: 7.0L
 HONEY COMB PAPER FILTER FOR BETTER COOLING
 2 ICE BOXES
 WITH WHEELS
 AUTO SWING FOR LEFT/RIGHT SIDE
 220-240V- , 50-60Hz, 85W



MODEL No.	PCS/CTN	CBM PER ctn	QTY 20'	QTY 40'	QTY 40'Hq
SAC-203	1 PC	0.190	150	310	340
SAC-204	1 PC	0.1230	240	490	580

Model No : SSA-18008RT3

1.5 TON SPLIT AIR CONDITIONER

LED DISPLAY & AUTO RESTART / ANTI DUST FILTER
 SELF DIAGNOSIS, ANTI FUNGAL & SLEEP MODE
 410 REFRIGERANT / T3 HIGH EFFICIENCY ROTARY COMPRESSOR
 REMOTE CONTROL WITH LED DISPLAY
 POWER: 220-24V-.50Hz



Model No : SSA-24008RT3

2 TON SPLIT AIR CONDITIONER

LED DISPLAY & AUTO RESTART / ANTI DUST FILTER
 SELF DIAGNOSIS, ANTI FUNGAL & SLEEP MODE
 410 REFRIGERANT / T3 HIGH EFFICIENCY ROTARY COMPRESSOR
 REMOTE CONTROL WITH LED DISPLAY
 POWER: 220-24V-.50Hz



Model No : SSA-30008RT3

2.5 TON SPLIT AIR CONDITIONER

LED DISPLAY & AUTO RESTART / ANTI DUST FILTER
 SELF DIAGNOSIS, ANTI FUNGAL & SLEEP MODE
 410 REFRIGERANT / T3 HIGH EFFICIENCY ROTARY COMPRESSOR
 REMOTE CONTROL WITH LED DISPLAY
 POWER: 220-24V-.50Hz



MODEL No.	PCS/CTN	CBM PER ctn (INDOOR UNIT)	CBM PER ctn (OUTDOOR UNIT)	QTY 20'	QTY 40'	QTY 40'Hq
SSA-18008RT3	1 PC	0.1449	0.1837	-	-	234
SSA-24008RT3	1 PC	0.1449	0.12722	-	-	173
SSA-30008RT3	1 PC	0.1783	0.1837	-	-	140

Model No : SWA-18002R



1.5 TON WINDOW AIR CONDITIONER

T3 GMCC ROTARY COMPRESSOR
 ANTI DUST FILTER
 410 REFRIGERATOR
 ANTI DUST STRONG BODY
 4-WAY AIR SWING
 AUTO RESTART
 COPPER TUBE FOR CONDENSER & EVAPORATOR
 POWER: 200-240V/50HZ

2080 WATTS **1.5 TON** ★



Model No : SWA-24002R



2 TON WINDOW AIR CONDITIONER

T3 GMCC ROTARY COMPRESSOR
 ANTI DUST FILTER
 410 REFRIGERANT
 ANTI-RUST STRONG BODY
 3 COOLING SPEED
 4-WAY AIR SWING
 AUTO RESTART
 COPPER TUBE FOR CONDENSER AND EVAPORATOR
 POWER:220-240V~,50Hz

3 SPEED **2 TON** **R22 REFRIGERANT** ★



MODEL No.	PCS/CTN	CBM PER ctn	QTY 20'	QTY 40'	QTY 40'Hq
SWA-18002R	1 PC	0.2568567	-	-	260
SWA-24002R	1 PC	0.2830	-	-	234

Model No : SHH-1000



HALOGEN HEATER

400W/800W/1200W
 HEATING POWER OPTION
 AUTOMATIC TIO-OVER PROTECTION
 OSCILLATION FUNCTION
 EQUAL HEATING
 220-240V~, 50/60Hz, 1200W, CLASS I, IPX0

HALOGEN TECHNOLOGY **400 WATTS** **800 WATTS** **1200 WATTS**



Model No : SHH-1000R



HALOGEN HEATER WITH REMOTE

400W/800W/1200W
 HEATING POWER OPTION / TIMER FUNCTION
 3 HALOGEN TUBES / 220-240V 50/60Hz
 AUTOMATIC TIP-OVER PROTECT
 STREAM LINED DESIGN, REFINEMENT
 REPEATING ROLLING FUNCTION
 SPECIAL PROCESSED HALOGEN TUBES
 LONG SPAN-LIFE / ALVEOLATE NET-BOARD
 EQUAL HEATING / WITH REMOTE CONTROL

HALOGEN TECHNOLOGY **400 WATTS** **800 WATTS** **1200 WATTS**



MODEL No.	PCS/CTN	CBM PER ctn	QTY 20'	QTY 40'	QTY 40'Hq
SHH-1000	4 PCS	0.0898	1240	2600	3000
SHH-1000-R	4 PCS	0.0898	1240	2600	3000

Model No : SQH-3000



QUARTZ HEATER

400W/800W/1200W HEATING POWER OPTION
 AUTOMATIC TIO-OVER PROTECTION
 EQUAL HEATING
 220-240V~, 50/60Hz, 1200W, CLASS I, IPX0



Model No : SCH-4000



CARBON HEATER

2HEATING POWER: 450W/900W
 RADIANT ELECTRIC HEAT-WIDE ANGLE HEAT REFLECTORS
 SAFETY TIP-OVER SWITCH
 COOL TOUCH HOUSING
 BUILT-IN CARRY HANDLE
 WIDE ANGLE OSCILLATION FUNCTION
 220-240V, 50/60HZ, 900W CLASS II, IPX0



Model No : SFH-904



FAN HEATER

2 HEATING POWER: 1000W / 2000W
 COOL/WARM/HOT WIND FOR SELECTION
 ADJUSTABLE ROOM THERMOSTAT
 AUTOMATIC PROTECTION
 POWER INDICATOR LIGHT
 220-240~, 50-60Hz, 2000W, CLASS II, IPX0



Model No : SFH-907



FAN HEATER

2 HEATING POWER: 1000W/2000W
 ADJUSTABLE THERMOSTART
 OVER HEAT PROTECTION
 COOL/WARM /HOT WIND SELECTION
 POWER INDICATOR LIGHT
 220-240v, 50-60Hz, 2000W, CLASS II, IPX0



MODEL No.	PCS/CTN	CBM PER ctn	QTY 20'	QTY 40'	QTY 40'Hq
SQH-3000	6 PCS	0.0737	2280	4800	5550
SCH-4000	1 PC	0.035216	800	1650	1950

MODEL No.	PCS/CTN	CBM PER ctn	QTY 20'	QTY 40'	QTY 40'Hq
SFH-904	8 PCS	0.0692	3280	6800	7920
SFH-907	8 PCS	0.008778126	2900	6000	7050

Model No : SPC-150



PRESSURE COOKER

STRONG ALUMINIUM BODY
HEAVY BASE
CONTROLLED GRS
MIRROR POLISHED BODY
WHISTLING WEIGHT VALVE
EXTRA STRONG LUGS
EASY OPENING AND CLOSING
MADE FROM VIRGIN ALUMINIUM
ANTI SPILL LID
CAN BE USED ON GAS STOVE &
INDUCTION STOVE

5
LITRES 



Model No : SPC-230



PRESSURE COOKER

STRONG ALUMINIUM BODY
HEAVY BASE
CONTROLLED GRS
MIRROR POLISHED BODY
WHISTLING WEIGHT VALVE
EXTRA STRONG LUGS
EASY OPENING AND CLOSING
MADE FROM VIRGIN ALUMINIUM
CAN BE USED ON GAS STOVE &
INDUCTION STOVE

3
LITRES 



MODEL No.	PCS/CTN	CBM PER ctn	QTY 20'	QTY 40'	QTY 40'Hq
SPC-150	8 PCS	0.09653	2320	4640	5712
SPC-230	12 PCS	0.025	2160	4320	4800

Model No : SPC-275



PRESSURE COOKER

STRONG ALUMINIUM BODY
HEAVY BASE
CONTROLLED GRS
MIRROR POLISHED BODY
WHISTLING WEIGHT VALVE
EXTRA STRONG LUGS
EASY OPENING AND CLOSING
MADE FROM VIRGIN ALUMINIUM
CAN BE USED ON GAS STOVE &
INDUCTION STOVE

7.5
LITRES 



Model No : SPC-330SS



PRESSURE COOKER

DURABLE 304 STAINLESS STEEL BODY
HEAVY BASE
CONTROLLED GAS
HIGH GLOSS MIRROR POLISHED BODY
WHISTLING WEIGHT VALVE
EXTRA STRONG LUGS
STRONG AND STURDY HANDLE
EASY OPENING AND CLOSING
CAN BE USED ON GAS STOVE &
INDUCTION STOVE

3
LITRES 



MODEL No.	PCS/CTN	CBM PER ctn	QTY 20'	QTY 40'	QTY 40'Hq
SPC-275	8 PCS	0.02108	1160	2320	2600
SPC-330SS	8 PCS	0.1328	1680	3480	4080

Model No : SVB-502 / SVB-752 / SVB-1002



FLASK BOTTLE

HIGH QUALITY STAINLESS STEEL
STAINLESS STEEL DOUBLE WALL INSULATION
INSULATED STAINLESS STEEL CUP
WITH BIG MOUTH
EASY TO CLEAN
UNBREAKABLE
MULTI PURPOSE UTILITY - HOT & COLD



SVB-502



SVB-752



SVB-1002

Model No : SVF- 1500 / 2000 / 2500



VACUUM FLASK

HIGH QUALITY STAINLESS STEEL
STAINLESS STEEL DOUBLE WALL INSULATION
INSULATED STAINLESS STEEL CUP
WITH BIG MOUTH
EASY TO CLEAN
UNBREAKABLE
MULTI PURPOSE UTILITY - HOT & COLD



SVF-1500



SVF-2000



SVF-2500

MODEL No.	PCS/CTN	CBM PER ctn	QTY 20'	QTY 40'	QTY 40'Hq
SVB-502	30 PCS	0.054	14592	30240	35472
SVB-752	30 PCS	0.080	11376	23592	27648
SVB-1002	30 PCS	0.106	8088	17400	19656
SVF-1500	12 PCS	0.0689	4875	10100	11840
SVF-2000	12 PCS	0.0836	4020	8325	9760
SVF-2500	12 PCS	0.092	3655	7565	8870

Model No : SVF-1000 /SVF-1200



VACUUM FLASK

HIGH QUALITY STAINLESS STEEL
STAINLESS STEEL DOUBLE WALL INSULATION
WITH BIG MOUTH
EASY TO CLEAN
UNBREAKABLE
MULTIPURPOSE UTILITY- HOT & COLD

SVF-1000



SVF-1200



Model No : SVF- 1501 / SVF-1800



VACUUM FLASK

HIGH QUALITY STAINLESS STEEL
STAINLESS STEEL DOUBLE WALL INSULATION
WITH BIG MOUTH
EASY TO CLEAN
UNBREAKABLE
MULTIPURPOSE UTILITY- HOT & COLD

SVF-1501



SVF-1800



MODEL No.	PCS/CTN	CBM PER ctn	QTY 20'	QTY 40'	QTY 40'Hq
SVF-1000	12 PCS	0.052	6540	13332	15900
SVF-1200	12 PCS	0.055	6108	12432	14832
SVF-1501	12 PCS	0.062	5436	11064	13200
SVF-1800	12 PCS	0.07	4776	9732	11616

Model No : SVF-1300



VACUUM FLASK

1.3L VACUUM FLASK
HIGH QUALITY PINK GLASS INNER
EASY TO CLEAN
MULTIPURPOSE UTILITY HOT & COLD

1.3
LITRES



Model No : SVF-1600



VACUUM FLASK

1.6L VACUUM FLASK
HIGH QUALITY PINK GLASS INNER
EASY TO CLEAN
MULTIPURPOSE UTILITY HOT & COLD

1.6
LITRES



Model No : SVF-1900



VACUUM FLASK

1.9L VACUUM FLASK
HIGH QUALITY PINK GLASS INNER
EASY TO CLEAN
MULTIPURPOSE UTILITY HOT & COLD

1.9
LITRES



MODEL No.	PCS/CTN	CBM PER ctn	QTY 20'	QTY 40'	QTY 40'Hq
SVF-1300	12 PCS	0.076	4380	9120	10692
SVF-1600	12 PCS	0.0807	4163	8624	10104
SVF-1900	12 PCS	0.0855	3930	8140	9540

AIRPOT

3.5L DOUBLE WALL STAINLESS STEEL AIRPOT FLASK
HIGH QUALITY STAINLESS WALL INSULATION
PUMP LID
EASY TO CLEAN
MULTIPURPOSE UTILITY HOT & COLD

3.5
LITRES



Model No : SVF-3500



Model No : SVF-5000



AIRPOT

5.0L DOUBLE WALL STAINLESS STEEL AIRPOT FLASK
HIGH QUALITY STAINLESS WALL INSULATION
PUMP LID
EASY TO CLEAN
MULTIPURPOSE UTILITY HOT & COLD

5.0
LITRES



MODEL No.	PCS/CTN	CBM PER ctn	QTY 20'	QTY 40'	QTY 40'Hq
SVF-3500	6 PCS	0.108	1555	3220	3780
SVF-5000	6 PCS	0.128	1315	2720	3210

Model No : SKS-001



KITCHEN SCALE

MAXIMUM CAPACITY: 5 KG / 11LB
 LCD DISPLAY
 GRADUATION: 1 G / 0.1 OZ
 AUTO ZERO, ZERO OFF
 WITH PLASTIC TRANSPARENT BOWL
 MEASURE VOLUME OF WATER AND MILK
 LOW BATTERY / OVER LOAD INDICATION
 POWER: 1x3V LITHIUM CELL (CR2032) INCLUDED



Model No : SKS-003



KITCHEN SCALE

MAXIMUM CAPACITY: 5 KG / 11LB
 LCD DISPLAY
 GRADUATION: 1 G / 0.1 OZ
 AUTO ZERO, ZERO OFF
 WITH ALARM TIMER
 WITH TEMPERATURE INDICATOR
 WITH 2.4 LITRES STAINLESS STEEL BOWL
 LOW BATTERY / OVER LOAD INDICATION
 POWER: 2X1.5V AAA BATTERY (NOT INCLUDED)



Model No : SKS-012




KITCHEN SCALE

MAXIMUM CAPACITY: 5KG/11LB
 LCD DISPLAY
 HIGH PRECISION SENSOR
 GRADUATION: 1G
 OVER LOAD INDICATION
 UNIT CONVERSION SWITCH (G/OZ/ML/LB)
 POWER: BATTERY AAA INCLUDED



MODEL No.	PCS/CTN	CBM PER ctn	QTY 20'	QTY 40'	QTY 40'Hq
SKS-001	12 PCS	0.0721	6048	12096	14148
SKS-003	12 PCS	0.0547	4540	10121	12042
SKS-012	12 PCS	0.0547	4540	10121	12042



SENSATIONAL
 PERFORMANCE
 AT ITS BEST

Model No : SLED-3209HD



32" FRAMELESS HIGH DEFINITION LED TV

MULTI-SYSTEM-PAL(B/G D/K I)+SECAM(B/G D/K)
MULTI-LANGUAGE
BEST RESOLUTION:1366*768
ASPECT RATION:16:9
WIDE VIEWING ANGLE(H/V):176/176
MAX BRIGHTNESS:220±10%
2*USB SLOT
2*HDMI INPUT
FULL FUNCTION REMOTE CONTROL
POWER SUPPLY:100-240V ~ 50Hz/60Hz 60W



Model No : SLED-5008UHDV



50" FRAMELESS ULTRA HIGH DEFINITION LED TV

MULTI-SYSTEM –PAL(B/G D/K I) + SECAM(B/G D/K)
VIDAA SYSTEM / BLUETOOTH FUNCTION
DIGITAL SYSTEM: DVB-T2 / MIRACAST FUNCTION
SMART(1.5G+4G) & WIFI FUNCTION
DOLBY SOUND / MULTI-LANGUAGE
BEST RESOLUTION: 3840*2160
ASPECT RATIO:16:9 / WIDE VIEWING ANGLE
(H/V): 176/176 MAX BRIGHTNESS:
300±10% / 2*USB / 3*HDMI INPUT
FULL FUNCTION REMOTE CONTROL
WITH VOICE CONTROL FUNCTION
/ POWER SUPPLY: 100-240V ~ 50/60Hz 120W



MODEL No.	PCS/CTN	CBM PER ctn	QTY 20'	QTY 40'	QTY 40'Hq
SLED-3209HD	1 PC	0.03366	831	1723	2020
SLED-5008UHDV	1 PC	0.1093	256	530	623

Model No : SLED-3200SHD



32" FRAMELESS HIGH DEFINITION LED TV

MULTI-SYSTEM –PAL(B/G D/K I) + SECAM(B/G D/K)
ANDROID DIGITAL SYSTEM: DVB-T2/S2
SMART & WIFI FUNCTION
MIRROR SCREEN (SUPPORT ANDROID & IOS)
BLUETOOTH FUNCTION
MULTI-LANGUAGE
BEST RESOLUTION: 1366*768
ASPECT RATIO: 16:9
WIDE VIEWING ANGLE(H/V): 176/176
MAX BRIGHTNESS: 180±10%
2*USB SLOT
3*HDMI INPUT
FULL FUNCTION REMOTE CONTROL
WER SUPPLY : 100-240V~ 50/60Hz 55W



Model No : SLED-4300FHD



43" FRAMELESS FULL HIGH DEFINITION LED TV

MULTI-SYSTEM –PAL(B/G D/K I) + SECAM(B/G D/K)
ANDROID DIGITAL SYSTEM: DVB-T2/S2
SMART & WIFI FUNCTION
MIRROR SCREEN (SUPPORT ANDROID & IOS)
BLUETOOTH FUNCTION
MULTI-LANGUAGE
BEST RESOLUTION: 1920*1080
ASPECT RATIO: 16:9
WIDE VIEWING ANGLE(H/V): 178/178
MAX BRIGHTNESS: 180±10%
2*USB SLOT
3*HDMI INPUT
FULL FUNCTION REMOTE CONTROL
POWER SUPPLY : 100-240V~ 50/60Hz 85W



MODEL No.	PCS/CTN	CBM PER ctn	QTY 20'	QTY 40'	QTY 40'Hq
SLED-3200SHD	1 PC	0.0291	963	1994	2336
SLED-4300FHD	1 PC	0.0644	435	900	1056

Model No : SLED-5000UHDV



50" FRAMELESS ULTRA HIGH DEFINITION LED TV

MULTI-SYSTEM –PAL(B/G D/K I) + SECAM(B/G D/K)
 VIDAA / BT FUNCTION
 DIGITAL SYSTEM: DVB-T2/S2
 SMART & WIFI FUNCTION
 MIRROR SCREEN (SUPPORT ANDROID & IOS)
 , BLUETOOTH FUNCTION*
 MULTI-LANGUAGE
 BEST RESOLUTION: 3840*2160
 ASPECT RATIO: 16:9
 WIDE VIEWING ANGLE(H/V): 178/178
 MAX BRIGHTNESS: 200±10%
 2*USB SLOT
 3*HDMI INPUT
 FULL FUNCTION REMOTE CONTROL WITH
 VOICE CONTROL FUNCTION
 POWER SUPPLY : 100-240V~ 50/60Hz 85W



55" FRAMELESS ULTRA HIGH DEFINITION LED TV

MULTI-SYSTEM - PAL (B/G D/K I) SECAM (B/G D/K)
 DIGITAL SYSTEM: DVB-T2/S2 / SMART & WIFI FUNCTION
 MIRROR SCREEN (SUPPORT ANDROID & IOS)
 MULTI-LANGUAGE / BEST RESOLUTION:3840*2160
 ASPECT RATIO: 16:9
 WIDE VIEWING ANGLE(H/V):176/176
 MAX BRIGHTNESS:300+10%
 2*USB SLOT / 3*HDMI INPUT
 FULL FUNCTION REMOTE CONTROL
 POWER SUPPLY:100-240V-50/60Hz 120W



Model No : SLED-5508UHD



Model No : SLED-5500UHDV



55" FRAMELESS ULTRA HIGH DEFINITION LED TV

MULTI-SYSTEM –PAL(B/G D/K I) + SECAM(B/G D/K)
 VIDAA / BT FUNCTION
 DIGITAL SYSTEM: DVB-T2/S2
 SMART & WIFI FUNCTION
 MIRROR SCREEN (SUPPORT ANDROID & IOS)
 , BLUETOOTH FUNCTION
 MULTI-LANGUAGE
 BEST RESOLUTION: 3840*2160
 ASPECT RATIO: 16:9
 WIDE VIEWING ANGLE(H/V): 178/178
 MAX BRIGHTNESS: 220±10%
 2*USB SLOT
 3*HDMI INPUT
 FULL FUNCTION REMOTE CONTROL WITH
 VOICE CONTROL FUNCTION
 POWER SUPPLY : 100-240V~ 50/60Hz 108W



65" FRAMELESS ULTRA HIGH DEFINITION LED TV

MULTI-SYSTEM –PAL(B/G D/K I) + SECAM(B/G D/K)
 DIGITAL SYSTEM: DVB-T2/S2
 SMART & WIFI FUNCTION / MULTI-LANGUAGE
 MIRROR SCREEN (SUPPORT ANDROID & IOS)
 BEST RESOLUTION: 3840*2160 / ASPECT RATIO: 16:9
 WIDE VIEWING ANGLE(H/V): 176/176
 MAX BRIGHTNESS: 220±10%
 2*USB SLOT / 3*HDMI INPUT
 FULL FUNCTION REMOTE CONTROL
 POWER SUPPLY : 100-240V~ 50/60Hz 150W



Model No : SLED-6500UHD



MODEL No.	PCS/CTN	CBM PER ctn	QTY 20'	QTY 40'	QTY 40'Hq
SLED-5000UHDV	1 PC	0.0959	292	605	710
SLED-5500UHDV	1 PC	0.1108	253	524	614

MODEL No.	PCS/CTN	CBM PER ctn	QTY 20'	QTY 40'	QTY 40'Hq
SLED-5508UHD	1 PC	0.114	245	490	596
SLED-6500UHD	1 PC	0.1736	120	260	384

Model No : SLED-6509UHD



65" FRAMELESS ULTRA HIGH DEFINITION LED TV

MULTI-SYSTEM -PAL(B/G D/K I) + SECAM(B/G D/K)
 BLUETOOTH FUNCTION / DIGITAL SYSTEM: DVB-T2/S2
 MAXHUB SHARE FUNCTION / MULTI-LANGUAGE
 BEST RESOLUTION: 3840*2160
 ASPECT RATIO:16:9 / WIDE VIEWING ANGLE(H/V): 176/176
 MAX BRIGHTNESS: 300±10%
 2*USB / 3*HDMI INPUT
 FULL FUNCTION REMOTE CONTROL
 POWER SUPPLY: 100-240V~ 50/60Hz 200W



Model No : SLED-7000UHD



70" FRAMELESS ULTRA HIGH DEFINITION LED TV

MULTI-SYSTEM -PAL(B/G D/K I) + SECAM(B/G D/K)
 DIGITAL SYSTEM: DVB-T2/S2
 SMART & WIFI FUNCTION / MIRROR SCREEN (SUPPORT
 ANDROID & IOS) / MULTI-LANGUAGE
 BEST RESOLUTION: 3840*2160 / ASPECT RATIO: 16:9
 WIDE VIEWING ANGLE(H/V): 176/176
 MAX BRIGHTNESS: 250±10%
 2*USB SLOT / 3*HDMI INPUT
 FULL FUNCTION REMOTE CONTROL
 POWER SUPPLY : 100-240V~ 50/60Hz 188W



MODEL No.	PCS/CTN	CBM PER ctn	QTY 20'	QTY 40'	QTY 40'Hq
SLED-6509UHD	1 PC	0.1546	180	376	440
SLED-7000UHD	1 PC	0.2268	125	256	300

Model No : SHS-2103N

20000W P.M.P.O.

2.1 CH MULTIMEDIA BLUETOOTH SPEAKERS

BLUETOOTH OPERATION RANGE WITHIN 10M
 FM STEREO RADIO FUNCTION
 USB AND SD SLOT / LED DISPLAY
 READ MP3 FORMAT
 POWERFUL AMPLIFIER CIRCUIT
 HI-FI SURROUND SOUND / SUPER SUBWOOFER
 FULL FUNCTION REMOTE CONTROL
 INPUT CONTROL / VOL+/-CH+/-PLAY/PAUSE
 FREQUENCY RESPONSE: 87-108MHz
 SPEAKER UNIT : 5.25**1+3**2
 OUTPUT POWER : 1*25W+2*10W
 VOLTAGE: AC 220-240V 50/60Hz



Model No : SHS-2105USRB

25000W P.M.P.O.

2.1 CH MULTIMEDIA BLUETOOTH SPEAKERS

BT OPERATION RANGE WITHIN 10M
 FM STEREO RADIO FUNCTION / USB SLOT
 LED DISPLAY / READ MP3 FORMAT
 POWERFUL AMPLIFIER CIRCUIT
 COLORFUL FLASHING LIGHT / DIGITAL KARAOKE
 HI-FI SURROUND SOUND
 FULL FUNCTION REMOTE CONTROL
 INPUT CONTROL/VOL+/-CH+/-PLAY/PAUSE
 FREQUENCY RESPONSE: 87-108MHz
 OUTPUT POWER : 1*50W+2*18W
 POWER: AC 220-240V 50/60Hz



MODEL No.	PCS/CTN	CBM PER ctn	QTY 20'	QTY 40'	QTY 40'Hq
SHS-2103N	4 PCS	0.1739	640		1560
SHS-2105USRB	1 PC	0.05114	550		1350

Model No : SHS-2107USRB



20000W
P.M.P.O.

**2.1 CH MULTIMEDIA
BLUETOOTH SPEAKERS**

BT OPERATION RANGE WITHIN 10 METERS
LED FLASH LIGHT
USB AND SD SLOT / FM RADIO FUNCTION
LED DISPLAY READ MP3 FORMAT
POWERFUL AMPLIFIER CIRCUIT
HI-FI SURROUND SOUND / SUPER SUBWOOFER
INPUT CONTROL/VOL+/CH+/PLAY/PAUSE
FREQUENCY RESPONSE:40Hz-150Hz,150Hz-20KHz
FM FREQUENCY:87-108MHz
FULL FUNCTION REMOTE CONTROL
OUTPUT POWER:1*40W+2*15W

Bluetooth KARAOKE USB SD FM



9 714226 121814

Model No : SHS-8037USRB



12000W
P.M.P.O.

**5.1 CH MULTIMEDIA BLUETOOTH
SPEAKERS**

BLUETOOTH V2.0
BLUETOOTH OPERATION RANGE WITHIN 10 METERS
USB AND SD SLOT FM RADIO FUNCTION / LED DISPLAY
READ MP3 FORMAT / POWERFUL AMPLIFIER CIRCUIT
HI-FI SURROUND SOUND / SUPER SUBWOOFER
FULL FUNCTION REMOTE CONTROL
WITH DVD CONNECTING CABLE
VOLTAGE :220-240V 50/60Hz

Bluetooth KARAOKE USB SD FM



9 714226 121135

MODEL No.	PCS/CTN	CBM PER ctn	QTY 20'	QTY 40'	QTY 40'Hq
SHS-2107USRB	1 PC	0.052	538	1115	1307
SHS-8037USRB	2 PCS	0.16570	338	602	820

Model No : SPS-7908R

8" RECHARGEABLE SPEAKER

PIEZO TWEETER
MIC VOLUME/ECHO/BASS/TWEETER CONTROL
BT FUNCTION / USB/SD CARD SLOT
FM STEREO RADIO FUNCTION / LED DISPLAY
RECORDING FUNCTION / BUILT-IN AMPLIFIER
COLORFUL LED DISCO LIGHT / DIGITAL KARAOKE
1PC WIRELESS MICROPHONE / REMOTE CONTROL
CONSUMED POWER: ≤ 15W
BUILT-IN 7.4V 1800mAh LITHIUM RECHARGEABLE BATTERY
S/N: 93DB±3 / IMPEDANCE:4Ω
FREQUENCY RESPONSE: 40Hz-20KHz
OUTPUT POWER : 1*15W
POWER: AC110-240V 50/60Hz

KARAOKE USB SD FM



9 714226 121753

10000W
P.M.P.O.



Model No : SPS-7812RT

**12" RECHARGEABLE TROLLEY
WOOFER SPEAKER**

PIEZO TWEETER / MIC VOLUME/ECHO/BASS/TWEETER CONTROL
BT FUNCTION / USB/SD CARD SLOT
FM STEREO RADIO FUNCTION
LED DISPLAY / RECORDING FUNCTION
BUILT-IN AMPLIFIER / COLORFUL LED DISCO LIGHT
DIGITAL KARAOKE / 1PC WIRELESS MICROPHONE
REMOTE CONTROL / CONSUMED POWER: 60W
RECHARGEABLE BATTERY: LEAD-ACID CELL 12V/4.5AH
S/N:93DB±3 / IMPEDANCE: 4Ω
FREQUENCY RESPONSE: 40Hz - 20 KHz
POWER: AC 220-240V 50/60Hz

KARAOKE USB SD FM



9 714226 121623

40000W
P.M.P.O.



MODEL No.	PCS/CTN	CBM PER ctn	QTY 20'	QTY 40'	QTY 40'Hq
SPS-7908R	1 PC	0.04	700	1450	1700
SPS-7812RT	1 PC	0.094	300	620	730

Model No : SPS-7915RT

50000W
P.M.P.O.



**15" RECHARGEABLE TROLLEY
WOOFER SPEAKER**

PIEZO TWEETER
BT FUNCTION
MIC VOLUME/ECHO/BASS/TWEETER CONTROL
USB/SD CARD SLOT
FM STEREO RADIO FUNCTION
LED DISPLAY / RECORDING FUNCTION
BUILT-IN AMPLIFIER / COLORFUL LED DISCO LIGHT
DIGITAL KARAOKE / 1PC WIRELESS MICROPHONE
REMOTE CONTROL / CONSUMED POWER: ≤80W
RECHARGEABLE BATTERY: LEAD-ACID CELL
12V/7.0AH / S/N:93DB±3 / IMPEDANCE: 4Ω
FREQUENCY RESPONSE: 40Hz – 20 KHz
POWER: AC 220-240V 50/60Hz

Bluetooth



Model No : SPS-8018RT



**8" *2 RECHARGEABLE
SPEAKER**

PIEZO TWEETER
MIC VOLUME/ECHO/BASS/TWEETER CONTROL
BT FUNCTION / USB/SD CARD SLOT
FM STEREO RADIO FUNCTION
LED DISPLAY / RECORDING FUNCTION
BUILT-IN AMPLIFIER
COLORFUL LED DISCO LIGHT
DIGITAL KARAOKE / 1PC WIRELESS MICROPHONE
REMOTE CONTROL / CONSUMED POWER: ≤15W
BUILT-IN 7.4V 2200mAh LITHIUM
RECHARGEABLE BATTERY
S/N:93DB±3 / IMPEDANCE: 4Ω
FREQUENCY RESPONSE: 40Hz-20KHz
OUTPUT POWER : 1*15W
POWER: AC 110-240V 50/60Hz

Bluetooth



MODEL No.	PCS/CTN	CBM PER ctn	QTY 20'	QTY 40'	QTY 40'Hq
SPS-7915RT	1 PC	0.1636	178	357	417
SPS-8018RT	1 PC	0.074	378	783	918


DUAL 6.5" RECHARGEABLE SPEAKER

DUAL 6.5"RECHARGEABLE SPEAKER
PIEZO TWEETER
MIC VOLUME/ECHO/BASS/TWEETER CONTROL
BT & TWS FUNCTION
USB/SD CARD SLOT
FM STEREO RADIO FUNCTION
LED DISPLAY
RECORDING/KARAOKE FUNCTION
BUILT-IN AMPLIFIER
COLORFUL LED DISCO LIGHT
1PC BLUETOOTH WIRELESS MICROPHONE
REMOTE CONTROL
CONSUMED POWER: 30W
BUILT-IN 7.4V 4400mAh LITHIUM RECHARGEABLE BATTERY
S/N:80DB±3 IMPEDANCE:4Ω
FREQUENCY RESPONSE: 20Hz-20KHz
OUTPUT POWER :2*15W
TYPE-C 5V INPUT

Bluetooth



Model No : SPS-8019R



DUAL 6.5" RECHARGEABLE SPEAKER

DUAL 6.5"RECHARGEABLE SPEAKER
DYNAMIC TWEETER
MIC VOLUME/ECHO/BASS/TWEETER CONTROL
BT & TWS FUNCTION
USB/SD CARD SLOT
FM STEREO RADIO FUNCTION
LED DISPLAY
RECORDING/KARAOKE FUNCTION
BUILT-IN AMPLIFIER
COLORFUL LED DISCO LIGHT
2PCS UHF WIRELESS MICROPHONE
REMOTE CONTROL
CONSUMED POWER: 40W
BUILT-IN 8V 5.5Ah LEAD ACID RECHARGEABLE BATTERY
S/N:80DB±3 IMPEDANCE:4Ω
FREQUENCY RESPONSE: 40Hz-20KHz
OUTPUT POWER :2*20W
POWER: AC 100-240V 50/60Hz

Bluetooth



Model No : SPS-8020R



MODEL No.	PCS/CTN	CBM PER ctn	QTY 20'	QTY 40'	QTY 40'Hq
SPS-8019R	1 PCS	0.0716	391	782	949
SPS-8020R	1 PCS	0.0672	416	832	1011

Model No : SBS-721



RECHARGEABLE BLUETOOTH SPEAKER

BLUETOOTH OPERATION RANGE WITHIN 10 METERS
 CALLING FUNCTION
 USB/TF CARD SLOT
 FM RADIO FUNCTION
 READ MP3 FORMAT
 HI-FI SURROUND SOUND
 WITH 1500mAh RECHARGEABLE BATTERY
 OUTPUT POWER: 5W x 2
 VOLTAGE : DC 5V



Model No : SBS-722



RECHARGEABLE BLUETOOTH SPEAKER

BLUETOOTH OPERATION RANGE
 WITHIN 10 METERS
 CALLING FUNCTION
 USB/TF CARD SLOT
 FM RADIO FUNCTION
 READ MP3 FORMAT
 HI-FI SURROUND SOUND
 WITH 1200mAh RECHARGEABLE BATTERY
 OUTPUT POWER: 5W x 2
 VOLTAGE : DC 5V



MODEL No.	PCS/CTN	CBM PER ctn	QTY 20'	QTY 40'	QTY 40'Hq
SBS-721	40 PCS	0.1324	8480	17600	20600
SBS-722	50 PCS	0.0938	15000	31000	36250

Model No : SBS-723



RECHARGEABLE BLUETOOTH SPEAKER

BLUETOOTH OPERATION RANGE WITHIN 10 METERS
 CALLING FUNCTION / USB/TF CARD SLOT
 FM RADIO FUNCTION / READ MP3 FORMAT
 HI-FI SURROUND SOUND
 WITH 1200mAh RECHARGEABLE BATTERY
 OUTPUT POWER: 5W x 2 / VOLTAGE : DC 5V



Model No : SBS-724

RECHARGEABLE BLUETOOTH SPEAKER

2PCS RECHARGEABLE WIRELESS BT MICROPHONE
 BLUETOOTH OPERATION RANGE UP TO 10M
 USB/TF CARD/AUX IN SLOT
 BUILT-IN 3000mAh RECHARGEABLE BATTERY
 COLORFUL RGB LIGHT / HI-FI SURROUND SOUND
 CHARGING INDICATOR / CHARGING TIME:3.5-4 HOURS
 WORKING TIME:3-4 HOURS / OUTPUT POWER:8Wx2
 VOLTAGE:DC 5V



MODEL No.	PCS/CTN	CBM PER ctn	QTY 20'	QTY 40'	QTY 40'Hq
SBS-723	50 PCS	0.0784	17902	37000	43400
SBS-724	48 PCS	0.11	4540	9080	11040

Model No : SMP-301



DYNAMIC WIRED MICROPHONE

HIGH QUALITY VOICE
 6.3MM PLUG / ANTI NOISE
 80-11000Hz FREQUENCY
 SENSITIVITY : -72Db ± 3dB (@ 1KHz)
 OUTPUT IMPEDANCE : 620Ω ±30% (@ 1KHz)



Model No : SMP-303



UHF WIRELESS MICROPHONE

RECHARGEABLE UHF WIRELESS MICROPHONE
 METAL MESH HEAD / HIGH FIDELITY SYSTEM
 HIGH QUALITY SOUND
 ANTI NOISE & ANTI HOWLING
 FIXTED CHANNEL 661.85MHZ
 UHF LONGEST DISTANCE IN OPEN 30-50M
 FREQUENCY RANGE : 650-680 MHZ
 OUTPUT IMPEDANCE : 600Ohm (±15dB)
 TYPE-C CHARGING SLOT
 BUILT-IN 3.7V 1200mAh LITHIUM BATTERY
 WORKING TIME :2-3HOURS
 CHARGING TIME: 3HOURS



Model No : SSB-7211



SOUNDBAR SPEAKER

HIGH POWER SOUNDBAR SPEAKER
 BLUETOOTH OPERATION RANGE WITHIN 10 METERS
 LED DISPLAY / REMOTE CONTROL
 HI-FI SURROUND SOUND
 USB/AUX-IN FUNCTION
 SUPPORT OPTICAL /HDMI(SUPPORT ARC)
 FM STEREO RADIO FUNCTION
 OUTPUT POWER :120W
 POWER SUPPLY :AC110-240V 50/60Hz



MODEL No.	PCS/CTN	CBM PER ctn	QTY 20'	QTY 40'	QTY 40'Hq
SMP-301	40 PCS	0.0664	17500	35000	41000
SMP-303	30 PCS	0.0932	9000	18000	21870
SSB-7211	4 PCS	0.1299	860	1720	2092

PERSONAL CARE



SEEKING
 PURE
 ELEGANCE

Model No : SBS-800



3 IN 1 HAIR DRESSING SET

HAIR STRAIGHTENER

FLOATING AND CERAMIC COATING PLATE
TEMPERATURE CONTROL: 150°C-230°C
ON/OFF SETTING / PTC HEATER
360°C SWIVEL CORD / AC 110V-240V 50Hz/60Hz 70W

HAIR CURLER

NICKEL STEEL TYPE BARREL
BARREL DAIMATER 19MM
ON/OFF SETTING / PTC HEATER
MAXIMUM HEAT UP TEMPERATURE 200°C
360°C SWIVEL CORD / AC 110V-240V 50Hz/60Hz 25W

HAIR DRYER

3 TEMPERATURE & 2 SPEED SETTING
COOLING FUNCTION / DC MOTOR
PROFESSIONAL CONCENTRATOR
AC 220V-240V 50Hz/60Hz 1800-2200W



Model No : SHS-2006N



HAIR STRAIGHTENER

MAX TEMPERATURE UPTO 200°C
PLATE FLOATING FUNCTION
CERAMIC COATING PLATE
PTC HEATING / ON/OFF SWITCH
POWER INDICATOR
WITH SAFETY HANDLE LOCKED
360 DEGREE SWIVEL CORD
110V-240V ~ 50/60Hz 55-90W



Model No : SHS-2014N



HAIR STRAIGHTENER

MAX TEMPERATURE UPTO 220°C
BLACK ALUMINUM PLATE
PTC HEATING / POWER INDICATOR
WITH SAFETY HANDLE LOCKED
220-240V ~.50/60Hz,40-45W



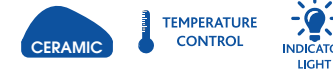
MODEL No.	PCS/CTN	CBM PER ctn	QTY 20'	QTY 40'	QTY 40'Hq
SBS-800	10 PCS	0.088	3170	6570	7700
SHS-2006N	24 PCS	0.0019	14736	30526	35789
SHS-2014N	24 PCS	0.0477	14160	29280	34320

Model No : SHS-2017



HAIR STRAIGHTENER

WHITE CERAMIC PLATES
TEMPERATURE CONTROL
ON/OFF SWITCH
INDICATOR LIGHT
360 DEGREE SWIVEL CORD
POWER: 40W

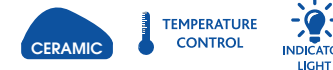


Model No : SHS-2024N



HAIR STRAIGHTENER

MAX TEMPERATURE UPTO 200C
PTC HEATING
ON/OFF SWITCH
CERAMIC COATING PLATE
ONE HOUR AUTO SHUT OFF
360 SWIVEL CORD
110-240V~, 50-60Hz, 35W



Model No : SHS-2059



WET & DRY HAIR STRAIGHTENER

BLUE DIGITAL LED DISPLAY
PTC HEATING
WET & DRY FUNCTION
LOCK FUNCTION
CERAMIC COATING PLATE
WITH TEMPERATURE CONTROL
1 HOUR AUTO SHUTOFF
AC220-240V ~ 50/60HZ 68W



MODEL No.	PCS/CTN	CBM PER ctn	QTY 20'	QTY 40'	QTY 40'Hq
SHS-2017	15 PCS	0.039	10769	22307	26153
SHS-2024N	24 PCS	0.0016	17320	35875	42060
SHS-2059	24 PCS	0.056	12000	24857	29142

Model No : SHS-2062B

SIMPLY STRAIGHT HAIR BRUSH



3D Ceramic Bristles Gently Straighten Hair



LED Screen

Temperature Control Adjustable Upto 230°C



6FT, Swivel Cord for Hassie-Free Use



1 Year Warranty



Easy ON/OFF

Model No : SHS-2067N



HAIR STRAIGHTENER

MAX TEMPERATURE UPTO 200C
 PLATE FLOATING FUNCTION
 CERAMIC COATING PLATES
 PTC HEATING / ON/OFF SWITCH
 LOCK FUNCTION / 360 SWIVEL CORD
 220-240V - 50/60Hz, 35W



MODEL No.	PCS/CTN	CBM PER ctn	QTY 20'	QTY 40'	QTY 40'Hq
SHS-2062B	12 PCS	0.45135	7500	15000	16700
SHS-2067N	24 PCS	0.0016	16720	34625	40595

HAIR STRAIGHTENER

MAX TEMPERATURE UPTO 200°C
 CERAMIC COATING PLATE
 PTC HEATING / ON/OFF SWITCH
 POWER INDICATOR / 360 DEGREE SWIVEL CORD
 110V-240V ~ 50/60Hz 35-45W



Model No : SHS-2081

HAIR STRAIGHTENER

DIGITAL BLUE LED DISPLAY
 MAX TEMPERATURE UPTO 230C
 TEMPERATURE CONTROL
 PTC HEATING / ON/OFF SWITCH
 CERAMIC COATING PLATE
 ONE HOUR AUTO SHUT OFF / 360 SWIVEL CORD
 110-240V ~ 50/60Hz 55W



Model No : SHS-2082

2 IN 1 HAIR STRAIGHTENER & CRIMPER

CERAMIC COATING PLATES
 CRIMPER PLATE TO CREATE WAVES
 TEMPERATURE CONTROL
 PTC HEATING / LED INDICATOR
 LOCK FUNCTION / ON/OFF SWITCH
 AUTO SHUT OFF AFTER ONE HOUR
 360 SWIVEL CORD / AC 220-240V 50/60Hz 70W



MODEL No.	PCS/CTN	CBM PER ctn	QTY 20'	QTY 40'	QTY 40'Hq
SHS-2068N	24 PCS	0.0017	16470	34117	40000
SHS-2081	15 PCS	0.00174	16092	33334	39080
SHS-2082	24 PCS	0.0600	11200	23200	28200

Model No : SHS-2084



**PROFESSIONAL
HAIR STRAIGHTENER**

CERAMIC COATING PLATES
ADJUSTABLE TEMPERATURE : 220C
PTC HEATING FOR QUICK HEAT UP IN SECONDS
DIGITAL DISPLAY SCREEN
ON/OFF SWITCH
AUTO SHUT OFF AFTER ONE HOUR
360 SWIVEL CORD WITH HANGING LOOP
110-240V 50/60Hz 55W-90W



Model No : SHS-2087



**PROFESSIONAL
HAIR STRAIGHTENER**

MAX TEMPERATURE UPTO 230C
PTC HEATING
ON/OFF SWITCH
CERAMIC COATING PLATE
360 SWIVEL CORD
220-240V~, 50-60Hz, 55W



Model No : SHS-2088



**PROFESSIONAL
HAIR STRAIGHTENER**

CERAMIC COATING PLATE / LED DIGITAL DISPLAY
ADJUSTABLE TEMPERATURE: 150-230°C
PTC HEATING
ON/OFF SWITCH / ONE HOUR AUTO SHUT OFF
360° SWIVEL CORD / AC220-240V, 50-60Hz, 60W



MODEL No.	PCS/CTN	CBM PER ctn	QTY 20'	QTY 40'	QTY 40'Hq
SHS-2084	24 PCS	0.0021	13334	27620	32380
SHS-2087	24 PCS	0.0019	14450	29935	35096
SHS-2088	24 PCS	0.00234	11950	24765	29040

Model No : SHS-2095



HAIR CURLER

MAX TEMPERATURE UPTO 200°C
CERAMIC COATING PLATE
PTC HEATING / ON/OFF SWITCH
POWER INDICATOR
360 DEGREE SWIVEL CORD
220-240V ~ 50/60Hz 30W




Model No : SHS-2096



HAIR CURLER

MAX TEMPERATURE UPTO 230°C
CERAMIC COATING PLATE
PTC HEATING / ON/OFF SWITCH
TEMPERATURE CONTROL WITH LED DISPLAY
360 DEGREE SWIVEL CORD
220-240V ~ 50/60Hz 80W



Model No : SHC-3002



HAIR CURLER

ON/OFF SETTING, PTC HEATER
MAXIMUM HEAT UP TEMPERATURE 200 DEGREE
360 DEGREE SWIVEL CORD
100-240V ~ 50/60Hz 25W



MODEL No.	PCS/CTN	CBM PER ctn	QTY 20'	QTY 40'	QTY 40'Hq
SHS-2095	24 PCS	0.00234	11950	24765	29040
SHS-2096	24 PCS	0.03810	18000	36720	43200
SHC-3002	30 PCS	0.049245	16800	35100	41400

Model No : SHC-3004N



HAIR CURLER

MAX TEMPERATURE UPTO 200C / PTC HEATING
SPIRAL TUBE WITH CERAMIC COATING
19MM TO 32MM ADJUSTABLE
ON/OFF SWITCH / LED LIGHT INDICATOR
ONE HOUR AUTO SHUT OFF / 360 SWIVEL CORD
110-240V~, 50-60Hz, 38W



Model No : SHC-3005



2 IN 1 HAIR STRAIGHTENER WITH CURLER

CERAMIC COATING BARREL / DIGITAL LED DISPLAY WITH TEMPERATURE CONTROL
ON/OFF SWITCH / PTC HEATING ELEMENT
PUSH BUTTON TO SWITCH OPTION
360 DEGREE SWIVEL CORD
220-240V ~ 50/60Hz 45W




Model No : SHD-3009



HAIR DRYER


COLD HOT WIND
2 HEAT & 2 AIRFLOW SETTING
AC MOTOR
AC220-240V 50/60Hz 2000W



MODEL No.	PCS/CTN	CBM PER ctn	QTY 20'	QTY 40'	QTY 40'Hq
SHC-3004N	12 PCS	0.033212	10080	20880	24480
SHC-3005	24 PCS	0.00022	12220	25310	29675
SHD-3009	12 PCS	0.08060	4176	8352	10128

HAIR DRYER WITH DIFFUSER

COLD HOT WIND
2 HEAT & 2 AIRFLOW SETTING
WITH COOL SHOT
AC MOTOR
WITH DIFFUSER
AC220-240V 50/60Hz 2000W




Model No : SHD-3013



HAIR DRYER

COLD HOT WIND
2 HEAT & 2 AIRFLOW SETTING
WITH COOL SHOT
AC MOTOR
AC220-240V ~50/60HZ 2000W




Model No : SHD-3031



HAIR DRYER

COLD HOT WIND
2 HEAT & 2 AIRFLOW SETTING
WITH COOL SHOT / AC MOTOR
AC220-240V ~50/60HZ



Model No : SHD-3032



MODEL No.	PCS/CTN	CBM PER ctn	QTY 20'	QTY 40'	QTY 40'Hq
SHD-3013	12 PCS	0.08150	4128	8256	10020
SHD-3031	12 PCS	0.08063	4167	8632	10120
SHD-3032	12 PCS	0.08063	4167	8632	10120

Model No : SHD-3046



HAIR DRYER

COLD & HOT WIND
2 HEAT & 2 AIRFLOW SETTING
WITH COOL SHOT / AC MOTOR
220-240V ~ 50/60Hz



Model No : SHD-3055



HAIR DRYER

COLD & HOT WIND
2 HEAT & 2 AIRFLOW SETTING
2 SPEED & 3 HEATING SETTING
WITH COOL SHOT / AC MOTOR
AC220V-240V ~ 50/60Hz 3200W



Model No : SHD-5004



HAIR DRYER

COLD & HOT WIND
2 SPEED & 3 HEAT SETTINGS
COOL SHOT FUNCTION
OVER HEAT PROTECTION
DC MOTOR
WITH HANG-UP HOOK
230V ~ 50/60Hz 2000W



MODEL No.	PCS/CTN	CBM PER ctn	QTY 20'	QTY 40'	QTY 40'Hq
SHD-3046	12 PCS	0.084942	3840	8160	9600
SHD-3055	6 PCS	0.05149	3300	6810	7920
SHD-5004	12 PCS	0.00665	4210	9885	10225

HAIR DRYER

2 SPEED HEAT SETTINGS
DC MOTOR
ONE CONCENTRATOR
OVERHEAT PROTECTION
220-240V 50-60Hz 1300W



Model No : SHD-5005



HAIR DRYER

COLD & HOT WIND
2 SPEED & 3 HEAT SETTINGS
WITH COOL SHOT FUNCTION
OVER HEAT PROTECTION
DC MOTOR
WITH HANG-UP HOOK
220V-240V~ 50Hz/60Hz 2000W



Model No : SHD-5006



HAIR DRYER

COLD & HOT WIND
2 SPEED SETTINGS & 3 HEAT SETTINGS
COOL SHOT BUTTON
DC MOTOR
OVERHEAT PROTECTION
220-240V 50-60Hz 2000W



Model No : SHD-5007



MODEL No.	PCS/CTN	CBM PER ctn	QTY 20'	QTY 40'	QTY 40'Hq
SHD-5005	24 PCS	0.0511	13200	22800	32400
SHD-5006	12 PCS	0.00665	4210	8720	10225
SHD-5007	12 PCS	0.0920	3720	6360	8880

Model No : SHD-5009



HAIR DRYER

COLD & HOT WIND
2 SPEED SETTINGS & 3 HEAT SETTINGS
COOL SHOT FUNCTION
OVERHEAT PROTECTION
DC MOTOR
220-240V 50-60Hz 2400W



Model No : SHD-5010



HAIR DRYER

COLD & HOT WIND
2 SPEED & 3 HEAT SETTINGS
COOL SHOT FUNCTION
OVER HEAT PROTECTION / DC MOTOR
WITH HANG-UP HOOK
220-240V~, 50-60Hz 1800-2200W



MODEL No.	PCS/CTN	CBM PER ctn	QTY 20'	QTY 40'	QTY 40'Hq
SHD-5009	12 PCS	0.0750	4560	7800	10902
SHD-5010	12 PCS	0.0073	3830	7935	9305

HAIR DRYER

COLD & HOT WIND
2 SPEED HEAT SETTINGS
COOL SHOT BUTTON / DC MOTOR
OVERHEAT PROTECTION
220-240V 50-60Hz 1600W



PROFESSIONAL HAIR STRAIGHTENER

BLACK CERAMIC COATING HEATING PLATE
MAX TEMPERATURE: 220°C
PTC HEATER, ON/OFF SWITCH
RED INDICATOR POWER LIGHT
360° SWIVEL CABLE WITH HANGING LOOP
LOCKABLE HANDLE
110-240V 50-60Hz 30W



Model No : SBS-600



Model No : SHS-2056

HAIR STYLER

DETACHABLE THERMAL BRUSH HAIR STYLER
HIGH / CARE / COOL / OFF SETTING
220-240V ~ 50/60Hz 800W



MODEL No.	PCS/CTN	CBM PER ctn	QTY 20'	QTY 40'	QTY 40'Hq
SBS-600	12 PCS	0.0462	7080	12600	17760
SHS-2056	24 PCS	0.073696	8880	18720	22080

Model No : SHS-2086



4 IN 1 HAIR STYLER
 3 DETACHABLE ATTACHMENTS
 THERMAL BLOW BRUSH, CURLER CLIP &
 BIG ROLLER BRUSH
 HIGH / CARE / COOL / OFF - ADJUSTABLE SETTINGS
 360° ROTATION CABLE CORD
 220-240V~, 50/60Hz, 800W



Model No : SHS-2091



9 IN 1 HAIR STYLER
 3 SPEED TEMPERATURE SETTING
 DC MOTOR
 360°C SWIVEL CORD
 8 DIFFERENT ATTACHEMENTS FOR
 PERFECT HAIR STYLING
 AC 220-240V 50-60Hz 800W



Model No : SHS-2092



5 IN 1 HOT AIR STYLER
 3 SPEED TEMPERATURE SETTING
 DC MOTOR
 OVER HEATING PROTECTION
 ACCESSORIES : 50MM HAIR CURLER, NOZZLE, 50MM
 ROTARY BRUSH, 44MM HAIR STRAIGHTENER BRUSH
 & 74MM OVAL BRUSH
 360° SWIVEL CORD
 AC 220V-240V 50Hz/60Hz 1000-1200W



MODEL No.	PCS/CTN	CBM PER ctn	QTY 20'	QTY 40'	QTY 40'Hq
SHS-2086	12 PCS	0.06714	5000	10360	12150
SHS-2091	10 PCS	0.095	2940	6100	7150
SHS-2092	10 PCS	0.07632	3800	7700	8900

2 IN 1 HOT AIR BRUSH

CERAMIC COATING OVAL BARREL
 SOFT BRUSH TOOTH & COOL TOP TIP
 2 SPEED & 3 HEAT SETTING
 HANGING-UP LOOP
 360° ROTATING SWIVEL CORD
 1200 WATTS DC MOTOR
 220-240V 50/60HZ



3 IN 1 HOT AIR BRUSH

CERAMIC COATING OVAL BARREL
 LED INDICATION LIGHT FOR HAIR STRAIGHTENER
 SOFT BRUSH TOOTH & COOL TOP TIP
 2 SPEED & 2 HEAT SETTING
 PTC FAST HEATED SMOOTHING COMB
 MAX TEMPERATURE UPTO 200°C
 HANGING-UP LOOP
 360° ROTATING SWIVEL CORD
 1200 WATTS DC MOTOR
 220-240V 50/60HZ



**RECHARGEABLE MINI LADY
 SHAVER**

WASHABLE DESIGN
 SHARP STAINLESS STEEL BLADE
 FAST CHARGE TIME 2 HOURS
 WORKING TIME 90 MINUTES
 CHARGING WITH USB CORD
 LITHIUM BATTERY / TRAVEL SWITCH LOCK
 ACCESSORIES : USB CORD, POUCH,
 CLEANING BRUSH



MODEL No.	PCS/CTN	CBM PER ctn	QTY 20'	QTY 40'	QTY 40'Hq
SHS-2093	12 PCS	0.0544	6360	12960	15000
SHS-2094	12 PCS	0.0544	6360	12960	15000
SLD-815	50 PCS	0.0006	46650	96650	113300

Model No : SHS-2093



Model No : SHS-2094



Model No : SLD-815

FABULOUS



Model No : SLD-822

FABULOUS



FACIAL HAIR REMOVER

INSTANT & PAINLESS REMOVER
WITH FINISHING TOUCH.
GOLD PLATED HEAD.
1*AA BATTERY INCLUDED
PACKING THREE SET - WINDOW BOX INSIDE
BLACK TRAY & PLASTIC HANGING LOOP SAME LIKE PICTURE
ACCESSORIES: CLEANING BRUSH & 1PC AA BATTERY



Model No : SLD-823

FABULOUS



EYE BROW REMOVER

INSTANT & PAINLESS REMOVER
WITH FINISHING TOUCH.
GOLD PLATED HEAD.
1*AAA BATTERY INCLUDED
PACKING SAME LIKE PICTURE
ACCESSORIES: CLEANING BRUSH & 1PC AAA BATTERY



Model No : SLD-824

FABULOUS



**DETACHABLE SHAVER, EPILATOR
CALLOUS REMOVER & TRIMMER HEAD**

SHARP STAINLESS STEEL BLADES
WASHABLE ACCESSORIES
LOW-HIGH TWO LEVEL SPEED
ON/OFF SWITCH WITH LED LIGHT
CHARGE TIME : 8 HOURS
WORKING TIME : 45MINS
ACCESSORIES : ADAPTER , CLEANING BRUSH
INPUT : 3V 600MA
220V-240V ~ 50Hz/60Hz 3W



MODEL No.	PCS/CTN	CBM PER ctn	QTY 20'	QTY 40'	QTY 40'Hq
SLD-822	24 PCS	0.030096	23400	46400	54400
SLD-823	24 PCS	0.02660	25265	52330	61350
SLD-824	24 PCS	0.0495	13575		32970

Model No : SLD-825

**6 IN 1 RECHARGEABLE
LADY SHAVER**


6 IN 1 RECHARGEABLE LADY SHAVER
SHARP STAINLESS-STEEL BLADES
WASHABLE ACCESSORIES
LOW/HIGH TWO LEVEL SPEED
ON/OFF SWITCH WITH LED LIGHT
LITHIUM BATTERY 1400mAh
CHARGE TIME 2 HOURS
WORKING TIME 90 MINUTES
ACCESSORIES: CLEANING BRUSH, OIL,
USB CABLE & CHARGING BASE
INPUT: 5V 1A 5W



Model No : SHC-1014U

7 IN 1 RECHARGEABLE HAIR CLIPPER

HAIR CLIPPER/FULL SIZE TRIMMER/PRECISION TRIMMER /NOSE,
EAR & EYEBROW TRIMMER / MICRO SHAVER
CORDLESS FUNCTION
STAINLESS STEEL BLADES FOR EASY CUTTING
WORKING TIME: 1 HOUR / POWERFUL ROTARY MOTOR
CHARGE TIME: 2 HOURS / USB CHARGING FUNCTION
STORAGE STAND / WASHABLE ATTACHMENTS
ACCESSORIES: OIL, BRUSH, LONG COMB, USB CABLE
INPUT: 100-240V ~ 50/60Hz
OUTPUT: 5, 0 Vdc, 1000mA



MODEL No.	PCS/CTN	CBM PER ctn	QTY 20'	QTY 40'	QTY 40'Hq
SLD-825	20 PCS	0.08056	7000	14400	17000
SHC-1014U	24 PCS	0.10300	6504	13512	15840

Model No : SHC-1027N



15 IN 1 RECHARGEABLE HAIR CLIPPER

STAINLESS STEEL BLADES FOR EASY CUTTING
 FULL SIZE TRIMMER/PRECISION TRIMMER/NOSE TRIMMER/DETAILS TRIMMER /BODY TRIMMER / MICRO SHAVER
 WITH & WITHOUT CORDLESS USE. / STAND BASE & 9 GUIDE COMBS
 CHARGING INDICATOR LIGHT / CHARGING TIME :120MINS
 CONTINUOUS WORKIGN TIME : 120 MINS
 * USB CHARGING CABLE
 ACCESSORIES : 1PCS CLEANING BRUSH, 1PC COMB ,
 OIL BOTTLE ,USB WIRE / INPUT:DC 5V 1000Ma



Model No : SHC-1033N



RECHARGEABLE HAIR CLIPPER

SHARP STAINLESS STEEL BLADE
 CORDLESS USE / LED INDICATOR LIGHT
 CHARGING TIME: 8 HRS
 CONTINUOUS WORKING TIME : 60 MINS
 POWER ON/OFF SWITCH / BATTERY -- NI- CD 600mAh
 MOTOR--DC 1.2V WITH 6500RPM
 USB CABLE CHARGING
 ACCESSORIES : OIL BOTTLE, CLEANING BRUSH, 3 PCS BLADE
 COMB 3mm, 6mm, 9mm USB CABLE / VOLTAGE: 5V -1A



MODEL No.	PCS/CTN	CBM PER ctn	QTY 20'	QTY 40'	QTY 40'Hq
SHC-1027N	20 PCS	0.00429	6525	13520	15850
SHC-1033N	24 PCS	0.0012	18480	34800	44160

Model No : SHC-1042N

9 IN 1 RECHARGEABLE HAIR CLIPPER

STAINLESS STEEL BLADES FOR EASY CUTTING
 NOSE TRIMMER / SHAVER
 HAIR TRIMMER/MICRO TRIMMER
 WITH CORDLESS USE
 WITH STAND BASE & 4 GUIDE COMBS
 CHARGING INDICATOR LIGHT
 CHARGING TIME:120MINS
 CONTINUOUS WORKING TIME :60MINS
 USB CHARGING CABLE
 ACCESSORIES: 1PC CLEANING BRUSH,
 OIL BOTTLE, USB WIRE
 INPUT: DC 5V 1000Ma



Model No : SHC-1043N

RECHARGEABLE HAIR CLIPPER

SHARP STAINLESS STEEL PRECISION BLADE
 CORDLESS USE
 LED INDICATOR LIGHT
 CHARGING TIME:2 HRS
 CONTINUOUS WORKING TIME : 90 MINS
 POWER ON/OFF SWITCH
 LITHIUM BATTERY 600mAh
 MOTOR--3.7V WITH 6500RPM
 USB CABLE CHARGING
 ACCESSORIES : OIL BOTTLE,
 CLEANING BRUSH,
 3 PCS BLADE COMB 1mm, 2mm, 3mm
 USB CABLE
 VOLTAGE: 5V -1A



MODEL No.	PCS/CTN	CBM PER ctn	QTY 20'	QTY 40'	QTY 40'Hq
SHC-1042N	24 PCS	0.0039	7164	14840	17398
SHC-1043N	30 PCS	0.0014	17250	34650	41400

Model No : SHC-1051



RECHARGEABLE HAIR CLIPPER

RECHARGEABLE HAIR CLIPPER
 CHARGING TIME: 8 HRS
 WORKING TIME: 50 MIN
 SINGLE SPEED / WASHABLE ATTACHMENTS
 NI-CD BATTERY 2X600mAh
 ACCESSORIES: OIL BOTTLE,
 CLEANING BRUSH,
 4 PCS BLADE COMB 3/6/9/12mm
 USB CHARGING
 VOLTAGE: DC 5V ~1A 3W



Model No : SHC-1054



RECHARGEABLE HAIR CLIPPER

T-TYPE SHARP &
 DURABLE STEEL CUTTER BLADE
 CHARGING TIME : 4 HOURS
 CONTINUOUS WORKING TIME : 3 HOURS
 CHARGING INDICATOR LIGHT
 USB CHARGING
 LITHIUM BATTERY 2000mAh
 POWER SWITCH
 ACCESSORIES : 1PC CLEANING BRUSH,
 5PCS COMB, OIL BOTTLE , USB CABLE
 VOLTAGE : 5V-1A,5W



MODEL No.	PCS/CTN	CBM PER ctn	QTY 20'	QTY 40'	QTY 40'Hq
SHC-1051	24 PCS	0.07639	9120	18720	21600
SHC-1054	40 PCS	0.0015	19045	39455	46260

Model No : SHC-1056N

RECHARGEABLE HAIR CLIPPER

SHARP STAINLESS STEEL PRECISION T-BLADE
 CORDLESS USE / LED INDICATOR LIGHT
 CHARGING TIME: 2 HRS
 CONTINUOUS WORKING TIME : 60 MINS
 POWER ON/OFF SWITCH / LITHIUM BATTERY 600mAh
 MOTOR—DC RECHARGEABLE / TYPE-C CHARGE
 ACCESSORIES : OIL BOTTLE, CLEANING BRUSH, 4 PCS BLADE
 COMB 1mm, 3mm, 5mm, 7mm / VOLTAGE: 5V ~1A



Model No : SHC-1057N

RECHARGEABLE HAIR CLIPPER

SHARP STAINLESS STEEL PRECISION T-BLADE
 CORDLESS USE / LED INDICATOR LIGHT
 CHARGING TIME: 8 HRS
 CONTINUOUS WORKING TIME : 40 MINS
 POWER ON/OFF SWITCH / BATTERY -- NI- CD 600mAh
 MOTOR—DC RECHARGEABLE / TYPE-C CHARGE
 ACCESSORIES : OIL BOTTLE, CLEANING BRUSH, 4 PCS BLADE
 COMB 1mm, 3mm, 5mm , 7mm / VOLTAGE: 5V ~1A



MODEL No.	PCS/CTN	CBM PER ctn	QTY 20'	QTY 40'	QTY 40'Hq
SHC-1056N	60 PCS	0.0706	24000	50100	58200
SHC-1057N	60 PCS	0.0706	24000	50100	58200

Model No : SHC-1058



RECHARGEABLE HAIR CLIPPER

SHARP STAINLESS STEEL CUTTER BLADE
 CORDLESS USE
 CHARGING INDICATOR LIGHT
 CHARGING TIME: 3 HOURS
 CONTINUOUS WORKING TIME: 2.5 HRS
 USB CABLE FOR CHARGING / Li-ion BATTERY 3.7V 1200mAh
 MOTOR : 3.7V 6100rpm / POWER ON/OFF SWITCH
 ACCESSORIES: 1PC CLEANING BRUSH, 4PCS COMB, OIL BOTTLE, USB CABLE / 220-240V ~ 50/60HZ 5W



Model No : SHC-1060N



RECHARGEABLE HAIR CLIPPER

RECHARGEABLE HAIR CLIPPER
 CHARGING TIME: 2 HRS
 WORKING TIME: 80 MIN
 LED INDICATOR
 SINGLE SPEED
 LITHIUM BATTERY: 600mAh
 ACCESSORIES: OIL BOTTLE, CLEANING BRUSH, 4 PCS BLADE COMB 1/2/3/4mm, TYPE C CHARGING
 VOLTAGE: DC 5V ~1A 5W



MODEL No.	PCS/CTN	CBM PER ctn	QTY 20'	QTY 40'	QTY 40'Hq
SHC-1058	40 PCS	0.0492	22765	47155	55285
SHC-1060N	40 PCS	0.06843	16800	34000	40000

Model No : SHC-1061

RECHARGEABLE HAIR CLIPPER

HIGH QUALITY METAL BODY
 SHARP & CARBON STEEL CUTTER BLADE
 CHARGING TIME : 180MINS
 CONTINUOUS WORKING TIME : 180MINS
 DIGITAL LCD DISPLAY / LITHIUM BATTERY 2000mAh
 POWER SWITCH FOR ON/OFF WITH CUTTER REGULATOR
 ACCESSORIES : 1PC CLEANING BRUSH , 8PCS COMB , OIL BOTTLE , USB WIRE INPUT : DC 5V 1000mA



Model No : SHC-1063

6 IN 1 RECHARGEABLE HAIR CLIPPER SET

STAINLESS STEEL BLADES FOR EASY CUTTING WITH TRIMMER
 SHAVER / NOSE TRIMMER
 CHARGING INDICATOR LIGHT
 CHARGING TIME: 120 MINS
 CONTINUOUS WORKING TIME: 120 MINS
 WITH TYPE C USB CHARGING CABLE
 ACCESSORIES: 3PCS BLADE COMB (1, 3 & 5 MM), 1PC CLEANING BRUSH, 1PC COMB, OIL BOTTLE, USB WIRE.
 INPUT: DC 5V 1000Ma



MODEL No.	PCS/CTN	CBM PER ctn	QTY 20'	QTY 40'	QTY 40'Hq
SHC-1061	24 PCS	0.0035	7965	16490	19335
SHC-1063	60 PCS	0.0013	20165	41780	48980

Model No : SHC-1064



6 IN 1 RECHARGEABLE HAIR CLIPPER SET

SHARP STAINLESS STEEL BLADE
CORDLESS USE / LCD DISPLAY
MOTOR: 3.7V 6100rpm
LITHIUM BATTERY : 3.7V 1300mAh
CHARGING TIME :3HRS
CONTINUOUS WORKING TIME : 2HRS
USD CABLE CHARGING / POWER ON / OFF SWITCH
ACCESSORIES :3PCS BLADE COMB
1mm, 2mm,3mm, CLEANING BRUSH ,OIL, USB CABLE
VOLTAGE :5V~1A, 5W



Model No : SHC-1065



RECHARGEABLE HAIR CLIPPER

T-BLADE DESIGN S/S POWDER METALLURGY CERAMIC BLADE
DIGITAL LCD DISPLAY / CHARGING TIME:2.5 HRS
CONTINUOUS WORKING TIME: 4Hrs
2 SPEED LEVEL / POWER ON/OFF SWITCH
LITHIUM BATTERY 2000mAh / LARGE TORQUE MOTOR
TYPE-C CHARGE USB / ACCESSORIES: OIL BOTTLE, CLEANING BRUSH, 3 PCS BLADE COMB 1/ 2/3mm
VOLTAGE: DC 5V ~1A 5W



Model No : SHC-1066



RECHARGEABLE HAIR CLIPPER

T-BLADE DESIGN S/S POWDER METALLURGY CERAMIC BLADE
FULLY METAL BODY / DIGITAL LCD DISPLAY
CHARGING TIME:3.5 HRS
CONTINUOUS WORKING TIME: 4Hrs
2 SPEED LEVEL / POWER ON/OFF SWITCH
LITHIUM BATTERY 3000mAh
SPECIAL 3 SECONDS TRAVEL LOCK CONVENIENT USE
TYPE-C CHARGE USB / ACCESSORIES: OIL BOTTLE, CLEANING BRUSH, 5 PCS BLADE COMB 1/3/5/7/9mm
VOLTAGE: DC 5V ~1A 5W



MODEL No.	PCS/CTN	CBM PER ctn	QTY 20'	QTY 40'	QTY 40'Hq
SHC-1064	24 PCS	0.00172	16170	33532	39314
SHC-1065	40 PCS	0.0583	19600	39600	46800
SHC-1066	40 PCS	0.0583	19600	39600	46800

Model No : SSC-2208



DIGITAL BATHROOM SCALE

EQUIPPED WITH 4 PRECISION STRAIN GAUGE SENSOR
TEMPERED GLASS / CAPACITY 150 KG
DIVISION: 100G / LARGE NUMBERS / AUTO ON
LOW BATTERY / OVERLOAD INDICATION
LITHIUM BATTERY INCLUDED



Model No : SSC-2215N



PERSONAL DIGITAL WEIGHING SCALE

BIG LCD DISPLAY
180KG WEIGHT CAPACITY
ANTISLIP MAT
HIGH PRECISION SENSOR
5MM HIGH QUALITY GLASS PLATFORM
ROOM TEMPERATURE DISPLAY
POWER SUPPLY: 3A BATTERY



Model No : SSC-2217



DIGITAL BATHROOM SCALE

GLASS ELECTRONIC PERSONAL SCALE
EQUIPPED WITH HIGH PRECISION STRAIN GAUGE SENSORS SYSTEM
WITH 6MM TEMPERED GLASS PLATFORM
WITH LCD DISPLAY / CAPACITY: 150KG/330LB/24ST
DIVISION: 100G/0.2LB / AUTO ON
LOW BATTERY / OVERLOAD INDICATION
POWER: 1X3V LITHIUM CELL (CR2032) INCLUDED



MODEL No.	PCS/CTN	CBM PER ctn	QTY 20'	QTY 40'	QTY 40'Hq
SSC-2208	6 PCS	0.04340	3732	7878	9258
SSC-2215N	6 PCS	0.0031	9030	18060	21930
SSC-2217	5 PCS	0.0202	7400	15200	16575

Model No : SLS-001N



LUGGAGE SCALE

LCD DISPLAY
ZERO AND WEIGHT
TARE FUNCTION
LOW BATTERY/ OVER LOAD INDICATION
CAPACITY: 40KG/88.18LB
GRADUATION: 10G/0.022LB.
POWER: 2X1.5V BATTERIES
DATA LOCK FUNCTION
LCD DISPLAY

40 KGS



Model No : SLS-002



DIGITAL LUGGAGE SCALE

ROOM TEMPERATURE DISPLAY
ZERO AND TARE
0.44" (11.3MM) LCD DIGITS
LOW BATTERY/ OVER LOAD INDICATION
CAPACITY: 50KG/110LB
GRADUATION: 50G/0.1LB
POWER: 1X3V LITHIUM CELL (CR2032)

50 KGS



MODEL No.	PCS/CTN	CBM PER ctn	QTY 20'	QTY 40'	QTY 40'Hq
SLS-001N	60 PCS	0.03	55980	111960	135960
SLS-002	24 PCS	0.01917	35040	72600	85133



PREMIUM
FOR
BETTER LIVING

Model No : SIK-706



INSECT KILLER

SPECIAL UV-A TUBE 6W T5 BL
 EASY TO USE, INSTALL & SAFE OPERATION
 REMOVABLE COLLECTION TRAY FOR EASY CLEANING
 HIGH VOLTAGE INNER GRID FOR INSTANT KILLING
 NO POISONOUS VAPOUR - EMITTING ODOUR
 HOOK FOR EASY HANGING
 OUTPUT VOLTAGE: 1000V
 COVERAGE: 50m2
 220-240V; 50/60Hz 6W



Model No : SIK-712



INSECT KILLER

LAMP TYPE : 2XT5 UVA TUBE
 EASY TO USE, INSTALL & SAFE OPERATION
 REMOVABLE COLLECTION TRAY FOR EASY CLEANING
 HIGH VOLTAGE INNER GRID FOR INSTANT KILLING
 CHAIN FOR EASY HANGING
 OUTPUT VOLTAGE:1800-2500V
 COVERAGE : 30m²
 220-240v; 50-60Hz 12W



Model No : SIK-714



INSECT KILLER

LAMP TYPE: G5 2XT5 FSL F6W
 EASY TO USE, INSTALL & SAFE OPERATION
 REMOVABLE COLLECTION TRAY FOR EASY CLEANING
 TIMING FUNCTION & REMOTE CONTROL
 HIGH VOLTAGE INNER GRID FOR INSTANT KILLING
 NO POISONOUS VAPOUR-EMITTING ODOUR
 OUTPUT VOLTAGE: 1500-1900V
 COVERAGE: 80m2
 220-240V, 50-60Hz 14W
 REMOTO CONTROL
 ANTI-TOUCH METAL GRID / MAX POWER 14W
 NO HARMFUL CHEMICALS



MODEL No.	PCS/CTN	CBM PER ctn	QTY 20'	QTY 40'	QTY 40'Hq
SIK-706	15 PCS	0.1057	3975		9650
SIK-712	6 PCS	0.0973	3444	6888	8376
SIK-714	16 PCS	0.10	4480	8960	10880

Model No : SIK-720



INSECT KILLER

LAMP TYPE : 2XT8 UVA TUBE
 EASY TO USE, INSTALL & SAFE OPERATION
 REMOVABLE COLLECTION TRAY FOR EASY CLEANING
 HIGH VOLTAGE INNER GRID FOR INSTANT KILLING
 CHAIN FOR EASY HANGING,
 OUTPUT VOLTAGE:1800-2500V
 COVERAGE : 50m²
 220-240v; 50-60Hz 20W



Model No : SIK-730N



INSECT KILLER

SPECIAL UV-A TUBE 15W X 2PCS T5 BL
 EASY TO USE, INSTALL & SAFE OPERATION
 REMOVABLE COLLECTION TRAY FOR EASY CLEANING
 HIGH VOLTAGE INNER GRID FOR INSTANT KILLING
 NO POISONOUS VAPOUR - EMITTING ODOUR
 CHAIN FOR EASY HANGING
 OUTPUT VOLTAGE: 2700V
 COVERAGE: 120m2
 220-240V; 50/60Hz 30W



MODEL No.	PCS/CTN	CBM PER ctn	QTY 20'	QTY 40'	QTY 40'Hq
SIK-720	10 PCS	0.1113	2510	5020	5265
SIK-730N	6 PCS	0.0973	1725		6100

Model No : SIK-820



INSECT KILLER

LAMP TYPE: 2XT8 FLS F10W
 EASY TO USE, INSTALL & SAFE OPERATION
 REMOVABLE COLLECTION TRAY FOR EASY CLEANING
 HIGH VOLTAGE INNER GRID FOR INSTANT KILLING
 NO POISONOUS VAPOUR -EMITTING ODOUR
 OUTPUT VOLTAGE : 1500-1900V
 COVERAGE: 100m2
 220-240V, 50-60Hz 20W
 ANTI-TOUCH METAL GRID
 MAX POWER 20W
 NO HARMFUL CHEMICALS
 HIGH COVERAGE
 INSECTS COLLECTION TRAY
 ON/OFF SWITCH



Model No : SIK-830



INSECT KILLER

LAMP TYPE: 2XT8 FLS F15W
 EASY TO USE, INSTALL & SAFE OPERATION
 REMOVABLE COLLECTION TRAY FOR EASY CLEANING
 HIGH VOLTAGE INNER GRID FOR INSTANT KILLING
 NO POISONOUS VAPOUR -EMITTING ODOUR
 OUTPUT VOLTAGE : 1500-1900V
 COVERAGE: 200m2
 220-240V, 50-60Hz 30W
 ANTI-TOUCH METAL GRID
 MAX POWER 30W
 NO HARMFUL CHEMICALS
 HIGH COVERAGE
 INSECTS COLLECTION TRAY
 ON/OFF SWITCH



MODEL No.	PCS/CTN	CBM PER ctn	QTY 20'	QTY 40'	QTY 40'Hq
SIK-820	8 PCS	0.11	2032	4064	4944
SIK-830	8 PCS	0.14	1600	3200	3880

Model No : SMR-111N



MOSQUITO SWATTER

ABS SHELL
 3LAYER NET
 1PC 0.2W LED LIGHT
 QUICK RECHARGEABLE
 3.7V 1200mAh 18650 LI-ION BATTER
 USB CHARGING CABLE
 CHARGING TIME : 4-5HOURS
 3000V WORKING VOLTAGE
 OUTPUT POWER :2W
 INPUT/VOLTAGE: 5V -0.4A



Model No : SMR-222U



MOSQUITO SWATTER

3 LAYER NET WITH UV LIGHT
 3000V WORKING VOLTAGE
 500mAh LI-ON BATTERY
 5V TYPE-C CHARGING
 WITH HOOK CAN HANG ON WALL
 WITH STAND BASE
 CHARGING INDICATOR
 SAFE OPERATION
 HIGH EFFICIENT



MODEL No.	PCS/CTN	CBM PER ctn	QTY 20'	QTY 40'	QTY 40'Hq
SMR-111N	24 PCS	0.077	8736		21192
SMR-222U	24 PCS	0.086	7800	15600	18960

Model No : SWB-001



TV WALL BRACKET

LED/LCD/PLASMA TV BRACKET
 TILT WITH UP AND DOWN : +15°
 SWIVEL LEFT AND RIGHT : 180°
 SUITABLE FOR TV SIZE : 23"-55"
 DISTANCE TO WALL : 75-390MM
 MAX. VESA 400X400MM
 MAX. LOADING CAPACITY : 35KGS

35
KGS



Model No : SWB-002




TV WALL BRACKET

LED/LCD/PLASMA TV BRACKET
 TILT WITH UP AND DOWN: ±15°
 SWIVEL LEFT AND RIGHT : 180°
 SUITABLE FOR TV SIZE: 14"-42"
 DISTANCE TO WALL: 75-390MM
 MAX.VESA 200X200MM
 MAX.LOADING CAPACITY :35KGS

35
KGS



Model No : SWB-003



TV WALL BRACKET

LED/LCD/PLASMA TV BRACKET
 SUITABLE FOR TV SIZE: 17"-42"
 DISTANCE TO WALL: 27MM
 MAX.VESA 400X300MM
 MAX.LOADING CAPACITY :35KGS

35
KGS



MODEL No.	PCS/CTN	CBM PER ctn	QTY 20'	QTY 40'	QTY 40'Hq
SWB-001	4 PCS	0.052	2150	3850	5230
SWB-002	5 PCS	0.041	3420	6100	8300
SWB-003	12 PCS	0.026	12950	23000	31400

TV WALL BRACKET

LED/LCD/PLASMA TV BRACKET
 SUITABLE FOR TV SIZE: 14"-37"
 DISTANCE TO WALL: 25MM
 MAX.VESA 200X200MM
 MAX.LOADING CAPACITY :35KGS

35
KGS



TV WALL BRACKET

LED/LCD/PLASMA TV BRACKET
 TILT WITH UP AND DOWN: ±15°
 SUITABLE FOR TV SIZE: 32"-65"
 DISTANCE TO WALL: 70MM
 MAX.VESA 600X400MM
 MAX.LOADING CAPACITY :55KGS

55
KGS



3WAY UNIVERSAL EXTENSION SOCKET

3 WAY MULTI SOCKET OUTLET
 INDEPENDENT SWITCH & LIGHT
 SAFETY SHUTTER
 750° FIREPROOF
 MAX LOAD:13A
 MAX POWER:3250W

3250
WATTS



MODEL No.	PCS/CTN	CBM PER ctn	QTY 20'	QTY 40'	QTY 40'Hq
SWB-004	20 PCS	0.037	15200	27000	37000
SWB-007	6 PCS	0.007245	3864	8005	9385
SES-300	36 PCS	0.0629	16020	33192	38916

Model No : SWB-004



Model No : SWB-007



Model No : SES-300




Model No : SES-802



2WAY EXTENSION SOCKET

2M LENGTH FULL COPPER AC CORD
WITH INDEPENDENT SWITCH & LIGHT
WITH SAFETY SHUTTER
MAX LOAD: 13A / MAX POWER:3250W
VOLTAGE: 250V - 50/60Hz




Model No : SES-803



3 WAY EXTENSION SOCKET

3M LENGTH FULL COPPER AC CORD
WITH INDEPENDANT SWITCH & LIGHT
WITH SAFTY SHUTTER
OVERLOAD PROTECTION
MAX LOAD:13A / MAX POWER:3250W
VOLTAGE : 250V- 50/60Hz



Model No : SES-804



4-WAY UNIVERSAL EXTENSION SOCKET

2M LENGTH FULL COPPER AC CORD
WITH INDEPENDENT SWITCH & LIGHT
WITH SAFETY SHUTTER
MAX LOAD: 13A / MAX POWER: 3250W
VOLTAGE: 250V - 50/60Hz




MODEL No.	PCS/CTN	CBM PER ctn	QTY 20'	QTY 40'	QTY 40'Hq
SES-802	24 PCS	0.0488	13776	27840	33456
SES-803	24 PCS	0.0604	11125	21060	27020
SES-804	24 PCS	0.0617	11000	23000	27000

Model No : SES-903




3WAY UNIVERSAL EXTENSION SOCKET

2M LENGTH FULL COPPER AC CORD
WITH INDICATOR LIGHT
WITH SAFETY SHUTTER
MAX LOAD: 13A / MAX POWER: 3250W
VOLTAGE: 250V - 50/60Hz




Model No : SES-904U



4-WAY UNIVERSAL EXTENSION SOCKET

3M LENGTH FULL COPPER AC CORD
WITH INDICATOR LIGHT
1*USB PORT & 1*TYPE-C PORT
WITH SAFETY SHUTTER
MAX LOAD: 13A / MAX POWER: 3250W
VOLTAGE: 250V - 50/60Hz




Model No : SES-905




5WAY UNIVERSAL EXTENSION SOCKET

3M LENGTH FULL COPPER AC CORD
WITH INDICATOR LIGHT
WITH SAFETY SHUTTER
MAX LOAD: 13A / MAX POWER: 3250W
VOLTAGE: 250V - 50/60Hz



MODEL No.	PCS/CTN	CBM PER ctn	QTY 20'	QTY 40'	QTY 40'Hq
SES-903	24 PCS	0.0445	15120	36288	36672
SES-904U	24 PCS	0.0604	11125	21060	27020
SES-905	24 PCS	0.0608	12000	23000	27000

Model No : SES-1003




3WAY UNIVERSAL EXTENSION SOCKET

5M LENGTH FULL COPPER AC CORD
WITH INDICATOR LIGHT
WITH SAFETY SHUTTER
MAX LOAD: 13A / MAX POWER: 3250W
VOLTAGE :250V~ 50/60Hz



Model No : SES-1005



5WAY UNIVERSAL EXTENSION SOCKET

3M LENGTH FULL COPPER AC CORD
WITH INDEPENDENT SWITCH & LIGHT
WITH SAFETY SHUTTER
MAX LOAD: 13A / MAX POWER: 3250W
VOLTAGE: 250V~ 50/60Hz



MODEL No.	PCS/CTN	CBM PER ctn	QTY 20'	QTY 40'	QTY 40'Hq
SES-1003	24 PCS	0.0681	9888	20448	24000
SES-1005	24 PCS	0.0651	10344	21360	25080

RECHARGEABLE LED TORCH

MACHINED AIRCRAFT ALUMINIUM BODY
CORROSION RESISTANT / WATER RESISTANT / SHOCK
RESISTANT / 150,000 HOURS LIFE FOR LED BULB /
RECHARGEABLE BATTERY / HYPER BRIGHT LED 3 WATT
1500 METERS-COVERAGE RANGE FLASH LIGHT
4 HOURS CONTINUOUS WORKING
UNBREAKABLE GLASS



Model No : SLT-383



RECHARGEABLE LED TORCH

MACHINED AIRCRAFT ALUMINIUM BODY
CORROSION RESISTANT / WATER RESISTANT / SHOCK
RESISTANT / 150,000 HOURS LIFE FOR LED BULB /
RECHARGEABLE BATTERY / HYPER BRIGHT LED 3 WATT
/ 2000 METERS-COVERAGE RANGE FLASH LIGHT / 5
HOURS CONTINUOUS WORKING / UNBREAKABLE GLASS



Model No : SLT-384



RECHARGEABLE LED TORCH

MACHINED AIRCRAFT ALU MINIU BODY
ZOOM FUNCTION: ON-HIGH-MEDIUM-LOW-STROBE-SOS-OFF
CORROSION RESISTANT
WATERRESISTANT
SHOCK RESISTANT
130,000 HOURS LIFE FOR LED BULB
5000mAh LITHIUM RECHARGEABLE BATTERY
HYPER BRIGHT 15-WATT LASER LED
1500 METERS-COVERAGE RANGE
1000 LUMENS
1-2 HOURS CONTINUOUS WORKINGACRYLIC CONVEX LENS
**ONLY ON LED BULB
TYPE -C CHARGING



Model No : SLT-385N



MODEL No.	PCS/CTN	CBM PER ctn	QTY 20'	QTY 40'	QTY 40'Hq
SLT-383	20 PCS	0.079	7088	14683	17215
SLT-384	20 PCS	0.092	6086	12608	14782
SLT-385N	30 PCS	0.0641	13080	26190	31800

Model No : SLT-386



RECHARGEABLE LED TORCH

MACHINED AIRCRAFT ALUMINIUM BODY
CORROSION RESISTANT
WATER RESISTANT / SHOCK RESISTANT
100,000 HOURS LIFE FOR LED BULB
8000mAh LITHIUM RECHARGEABLE BATTERY
HYPER BRIGHT LED 30 WATT
1800 METERS-COVERAGE RANGE
4-10 HOURS CONTINUOUS WORKING / ACRYLIC CONVEX LENS
**ONLY ON LED BULB
IPX3: PROTECTED AGAINST LOW-PRESSURE
WATER STREAM FROM ANY ANGLE / TYPE C CHARGING
POWER BANK FUNCTION

LASER LED



RECHARGEABLE LED TORCH

AEROSPACE GRADE ALUMINIUM BODY
ZOOM FUNCTION ON-OFF-HIGH-MEDIUM-LOW
-STROBE-SOS-OFF / CORROSION RESISTANT / WATER
RESISTANT / SHOCK RESISTANT
130,000 HOURS LIFE FOR LED BULB
8000mAh LITHIUM RECHARGEABLE BATTERY
HYPER BRIGHT 20-WATT LASER LED
1500 METERS-COVERAGE RANGE / 1500 LUMENS
3-4 HOURS CONTINUOUS WORKING
ACRYLIC CONVEX LENS / ** ONLY ON LED BULB
TYPE -C CHARGING / POWER BANK FUNCTION

LASER LED LONG RANGE 1.5 KM



RECHARGEABLE LED TORCH

MACHINED AIRCRAFT ALUMINIUM BODY
CORROSION RESISTANT/WATER RESISTANT/SHOCK RESISTANT
130,000 HOURS LIFE FOR LED BULB
2000 mAh LITHIUM RECHARGEABLE BATTERY
HYPER BRIGHT 15- WATTS LASER LED
600METERS-COVERAGE RANGE
UP TO 3 HOURS CONTINUOUS WORKING
ACRYLIC CONVEX LENS / ZOOM FUNCTION:
ON-HIGH-LOW-OFF / TYPE C CHARRING
**ONLY ON LED BULB / 600-700 LUMENS

LASER LED LONG RANGE 600mtr



Model No : SLT-601



MODEL No.	PCS/CTN	CBM PER ctn	QTY 20'	QTY 40'	QTY 40'Hq
SLT-386	40 PCS	0.00083	33720	67440	81920
SLT-387Z	20 PCS	0.0552	10140	20280	24600
SLT-601	50 PCS	0.0546	25600	51200	62250

RECHARGEABLE LED TORCH

AEROSPACE GRADE ALUMINIUM BODY
ZOOM FUNCTION: ON-HIGH-MEDIUM-LOW-STROBE-SOS-OFF
CORROSION RESISTANT/WATER
RESISTANT/SHOCK RESISTANT
130,000 HOURS LIFE FOR LED BULB
5000mAh LITHIUM RECHARGEABLE BATTERY
HYPER BRIGHT 15-WATT LASER LED
1000 METERS-COVERAGE RANGE
1200 LUMENS / 1.2-6 HOURS CONTINUOUS WORKING
ACRYLIC CONVEX LENS / ** ONLY ON LED BULB
TYPE -C CHARGING / POWER BANK FUNCTION

LASER LED LONG RANGE 1 KM



RECHARGEABLE LED TORCH

AEROSPACE GRADE ALUMINIUM BODY
CORROSION RESISTANT/WATER RESISTANT/SHOCK RESISTANT
MODE: ON-HIGH-LOW-OFF DOUBLE CLICK TO ENTER STROBE- SOS
130000 HOURS LIFE FOR LED BULB
4000 mAh LITHIUM RECHARGEABLE BATTERY
HYPER BRIGHT 20-WATT LASER LED
1200 METERS-COVERAGE RANGE
1500LUMENS / 4 HOURS CHARGING TIME
2 HOURS CONTINUOUS WORKING
ACRYLIC CONVEX LENS / ** ONLY ON LED BULB
TYPE -C CHARGING

LASER LED LONG RANGE 1 KM



RECHARGEABLE LED TORCH

AEROSPACE GRADE ALUMINIUM BODY
CORROSION RESISTANT/WATER RESISTANT/SHOCK RESISTANT
MODE: ON-HIGH-LOW-OFF DOUBLE CLICK TO ENTER STROBE- SOS
130000 HOURS LIFE FOR LED BULB
5000 mAh LITHIUM RECHARGEABLE BATTERY
HYPER BRIGHT 30-WATT LASER LED
1200 METERS-COVERAGE RANGE / 2000 LUMENS
4 HOURS CHARGING TIME / 3 HOURS CONTINUOUS WORKING
ACRYLIC CONVEX LENS / ** ONLY ON LED BULB
TYPE -C CHARGING

LASER LED LONG RANGE 1 KM



MODEL No.	PCS/CTN	CBM PER ctn	QTY 20'	QTY 40'	QTY 40'Hq
SLT-602	30 PCS	0.0572	14670	29370	35640
SLT-604Z	40 PCS	0.0329	34040	68080	82640
SLT-605Z	40 PCS	0.0513	21800	43600	53000

Model No : SLT-602



Model No : SLT-604Z



Model No : SLT-605Z



Model No : SLT-681



RECHARGEABLE LED TORCH

MACHINED AIRCRAFT ALUMINIUM BODY
CORROSION RESISTANT/WATER RESISTANT /SHOCK RESISTANT
130,000 HOURS LIFE FOR LED BULB
4000 mAh LITHIUM RECHARGEABLE BATTERY
HYPER BRIGHT 7 WATTS CREE LED
1500 METERS-COVERAGE RANGE
UP TO 3HOURS CONTINUOUS WORKING
UNBREAKABLE GLASS
**ONLY ON LED BULB
1500 LUMENS



Model No : SLT-682



RECHARGEABLE LED TORCH

MACHINED AIRCRAFT ALUMINIUM BODY
CORROSION RESISTANT / WATER RESISTANT / SHOCK RESISTANT
130,000 HOURS LIFE FOR LED BULB
8000 mAh LITHIUM RECHARGEABLE BATTERY
HYPER BRIGHT 7 WATTS CREE LED
1500 METERS-COVERAGE RANGE
UP TO 5 HOURS CONTINUOUS WORKING
UNBREAKABLE GLASS
1200 LUMENS



Model No : SLT-683Z



RECHARGEABLE LED TORCH

AEROSPACE GRADE ALUMINIUM BODY
ZOOM FUNCTION -HIGH-LOW-STROBE SIDE LIGHT -STROBE-OFF
CORROSION RESISTANT/WATER RESISTANT/SHOCK RESISTANT
30,000 /HOURS LIFE FOR LED BULB
3000mAh LITHIUM RECHARGEABLE BATTERY
HYPER BRIGHT 10-WATT LASER LED
600 METERS-COVERAGE RANGE / 800 LUMENS
1-2 HOURS CONTINUOUS WORKING
ACRYLIC CONVEX LENS / ** ONLY ON LED BULB
TYPE -C CHARGING



MODEL No.	PCS/CTN	CBM PER ctn	QTY 20'	QTY 40'	QTY 40'Hq
SLT-681	30 PCS	0.0764	10980	21960	26700
SLT-682	40 PCS	0.1209	9240	18480	22480
SLT-683Z	100 PCS	0.0896	31200	62400	75800

2PCS COMBO RECHARGEABLE LED TORCH

MACHINED AIRCRAFT ALUMINIUM BODY
CORROSION RESISTANT / WATER RESISTANT / SHOCK RESISTANT
130,000 HOURS LIFE FOR LED BULB
5000 mAh LITHIUM RECHARGEABLE BATTERY
HYPER BRIGHT 7 WATTS CREE LED
1500 METERS-COVERAGE RANGE
UP TO 3 HOURS CONTINUOUS WORKING
UNBREAKABLE GLASS
1000 LUMENS



2PCS COMBO RECHARGEABLE LED TORCH

MACHINED AIRCRAFT ALUMINIUM BODY
CORROSION RESISTANT / WATER RESISTANT / SHOCK RESISTANT
130,000 HOURS LIFE FOR LED BULB
8000 mAh LITHIUM RECHARGEABLE BATTERY
HYPER BRIGHT 7 WATTS CREE LED
1500 METERS-COVERAGE RANGE
UP TO 5 HOURS CONTINUOUS WORKING
UNBREAKABLE GLASS
1200 LUMENS



2PCS COMBO RECHARGEABLE LED TORCH

MACHINED AIRCRAFT ALUMINIUM BODY
CORROSION RESISTANT / WATER RESISTANT / SHOCK RESISTANT / 130,000 HOURS LIFE FOR LED BULB
6000 mAh LITHIUM RECHARGEABLE BATTERY
HYPER BRIGHT 20- WATT LASER LED
1500 METERS-COVERAGE RANGE
UP TO 4 HOURS CONTINUOUS WORKING
ACRYLIC CONVEX LENS / ZOOM FUNCTION:ON-HIGH-LOW-OFF
TYPE C CHARGING / UNBREAKABLE GLASS / 1200 LUMENS



MODEL No.	PCS/CTN	CBM PER ctn	QTY 20'	QTY 40'	QTY 40'Hq
SLT-1010N	40 PCS	0.1325	8440	16880	20520
SLT-1011N	30 PCS	0.1170	7170	14340	17430
SLT-2011N	40 PCS	0.1	11200	22400	27200

Model No : SLT-1010N



Model No : SLT-1011N



Model No : SLT-2011N



Model No : SLT-2111



3PCS COMBO RECHARGEABLE LED TORCH

MACHINED AIRCRAFT ALUMINIUM BODY
CORROSION RESISTANT
WATER RESISTANT
SHOCK RESISTANT
130,000 HOURS LIFE FOR LED BULB
5000mAh LITHIUM RECHARGEABLE BATTERY
HYPER BRIGHT LED 7 WATT
1000 METERS-COVERAGE RANGE
2-3 HOURS CONTINUOUS WORKING
UNBREAKABLE GLASS

CREE LED LONG RANGE 1 KM



Model No : SLT-2111Z



3PCS COMBO RECHARGEABLE LED TORCH

AEROSPACE GRADE ALUMINUM BODY
ZOOM FUNCTION:ON-HIGH-MEDIUM-STROBE-OFF
CORROSION RESISTANT / WATER RESISTANT
SHOCK RESISTANT
130000 HOURS LIFE FOR LED BULB
6000mAh LITHIUM RECHARGEABLE BATTERY
HYPER BRIGHT 15-WATT LASER LED
1200-1500 METERS-COVERAGE RANGE
1000-1200 LUMENS / 4-6 HOURS CHARGING TIME
4 HOURS CONTINUOUS WORKING
CRYLIC CONVEX LENS
** ONLY ON LED BULB
TYPE-C CHARGING

LASER LED LONG RANGE 1 KM



MODEL No.	PCS/CTN	CBM PER ctn	QTY 20'	QTY 40'	QTY 40'Hq
SLT-2111	12 PCS	0.05313	6324	13092	15348
SLT-2111Z	20 PCS	0.0569	9840	19680	23900

3PCS COMBO RECHARGEABLE LED TORCH

AEROSPACE GRADE ALUMINUM BODY
ZOOM FUNCTION ON -HIGH- LOW – SOS- OFF
CORROSION RESISTANT
WATER RESISTANT
SHOCK RESISTANT
130,000 HOURS LIFE FOR LED BULB
4000mAh LITHIUM RECHARGEABLE BATTERY
HYPER BRIGHT 15-WATT LASER LED
1200 METERS-COVERAGE RANGE
1500 LUMENS
3-5 HOURS CHARGING TIME
1.5-3 HOURS CONTINUOUS WORKING
ACRYLIC CONVEX LENS
** ONLY ON LED BULB

LASER LED LONG RANGE 1.2 KM



Model No : SLT-2211Z



3PCS COMBO RECHARGEABLE LED TORCH

AEROSPACE GRADE ALUMINUM BODY
ZOOM FUNCTION ON-HIGH-MEDIUM-LOW-STROBE-SOS-OFF
CORROSION RESISTANT
WATER RESISTANT
SHOCK RESISTANT
130,000 HOURS LIFE FOR LED BULB
8000mAh LITHIUM RECHARGEABLE BATTERY
HYPER BRIGHT 20-WATT LASER LED
1200 METERS-COVERAGE RANGE
1200 LUMENS
4-6 HOURS CHARGING TIME
2-5 HOURS CONTINUOUS WORKING
ACRYLIC CONVEX LENS
** ONLY ON LED BULB
TYPE -C CHARGING

LASER LED LONG RANGE 1.2 KM



Model No : SLT-2411Z



MODEL No.	PCS/CTN	CBM PER ctn	QTY 20'	QTY 40'	QTY 40'Hq
SLT-2211Z	30 PCS	0.0579	14490	28980	35220
SLT-2411Z	20 PCS	0.0766	7300	14600	17740

Model No : SLT-2511Z



4PCS COMBO RECHARGEABLE LED TORCH

AEROSPACE GRADE ALUMINIUM BODY
 ZOOM FUNCTION ON -HIGH- MEDIUM-LOW -STROBE- SOS- OFF
 CORROSION RESISTANT
 WATER RESISTANT
 SHOCK RESISTANT
 130,000 HOURS LIFE FOR LED BULB
 8000mAh LITHIUM RECHARGEABLE BATTERY
 HYPER BRIGHT 20-WATT LASER LED
 1500 METERS-COVERAGE RANGE
 2000 LUMENS
 4-6 HOURS CHARGING TIME
 2-5 HOURS CONTINUOUS WORKING
 ACRYLIC CONVEX LENS
 ** ONLY ON LED BULB
 TYPE -C CHARGING

LASER LED LONG RANGE 1.2 KM



Model No : SLT-2511



4PCS COMBO RECHARGEABLE LED TORCH

MACHINED AIRCRAFT ALUMINIUM BODY
 CORROSION RESISTANT
 WATER RESISTANT
 SHOCK RESISTANT
 130,000 HOURS LIFT FOR LED BULB
 4000mAh LITHIUM RECHARGEABLE BATTERY
 HYPER BRIGHT LED 7 WATT
 1500 METERS-COVERAGE RANGE
 3-4 HOURS CONTINUOUS WORKING
 UNBREAKABLE GLASS
 **ONLY ON LED BULB

CREE LED LONG RANGE 1 KM



MODEL No.	PCS/CTN	CBM PER ctn	QTY 20'	QTY 40'	QTY 40'Hq
SLT-2511Z	20 PCS	0.114	4900	9800	11920
SLT-2511	12 PCS	0.0792	4236	8784	10296

3PCS COMBO RECHARGEABLE LED TORCH

MACHINED AIRCRAFT ALUMINIUM BODY
 CORROSION RESISTANT / WATER RESISTANT
 SHOCK RESISTANT
 130,000 HOURS LIFT FOR LED BULB
 5000mAh LITHIUM RECHARGEABLE BATTERY
 HYPER BRIGHT LED 7 WATT
 1500 METERS-COVERAGE RANGE
 3-4 HOURS CONTINUOUS WORKING
 UNBREAKABLE GLASS
 **ONLY ON LED BULB

CREE LED LONG RANGE 1.5 KM



3PCS COMBO RECHARGEABLE LED TORCH

MACHINED AIRCRAFT ALUMINIUM BODY
 CORROSION RESISTANT
 WATER RESISTANT / SHOCK RESISTANT
 130,000 HOURS LIFE FOR LED BULB
 5000mAh LITHIUM RECHARGEABLE BATTERY
 HYPER BRIGHT 7 WATTS CREE LED
 1500 METERS-COVERAGE RANGE
 1.5-2 HOURS CONTINUOUS WORKING
 UNBREAKABLE GLASS
 ** ONLY ON LED BULB

CREE LED LONG RANGE 1.5 KM



3PCS COMBO RECHARGEABLE LED TORCH

MACHINED AIRCRAFT ALUMINIUM BODY
 CORROSION RESISTANT/WATER RESISTANT/SHOCK RESISTANT
 130,000 HOURS LIFE FOR LED BULB
 8000 mAh LITHIUM RECHARGEABLE BATTERY
 HYPER BRIGHT 30- WATTS LASER LED
 1000METERS-COVERAGE RANGE
 UP TO 7.5 HOURS CONTINUOUS WORKING
 ACRYLIC CONVEX LENS
 ZOOM FUNCTION :ON-HIGH-LOW-OFF
 TYPE C CHARRING / **ONLY ON LED BULB
 1500 LUMENS

CREE LED LONG RANGE 1.0 KM



MODEL No.	PCS/CTN	CBM PER ctn	QTY 20'	QTY 40'	QTY 40'Hq
SLT-3311N	15 PCS	0.0721	11100	12045	14130
SLT-3611	10 PCS	0.0488	5730	11470	13930
SLT-484Z	30 PCS	0.0677	12390	24780	30120

Model No : SLT-3311N



Model No : SLT-3611



Model No : SLT-484Z



Model No : SLT-3711Z



2PCS COMBO RECHARGEABLE LED TORCH

AEROSPACE GRADE ALUMINUM BODY
 ZOOM FUNCTION ON-OFF-HIGH-MEDIUM-LOW
 -STROBE-SOS-OFF / CORROSION RESISTANT/WATER
 RESISTANT/SHOCK RESISTANT
 130,000 HOURS LIFE FOR LED BULB
 5000mAh LITHIUM RECHARGEABLE BATTERY
 HYPER BRIGHT 15-WATT LASER LED
 800 METERS-COVERAGE RANGE
 800 LUMENS / 1-1.5 HOURS CONTINUOUS WORKING
 ACRYLIC CONVEX LENS / ** ONLY ON LED BULB
 TYPE -C CHARGING

LASER LED LONG RANGE 1.5 KM



Model No : SLT-3811Z



2PCS COMBO RECHARGEABLE LED TORCH

AEROSPACE GRADE ALUMINUM BODY
 CORROSION RESISTANT/WATER RESISTANT/SHOCK RESISTANT
 ZOOM FUNCTION ON-OFF-HIGH-MEDIUM-LOW -STROBE-SOS-OFF
 130,000 HOURS LIFE FOR LED BULB
 6000mAh LITHIUM RECHARGEABLE BATTERY
 HYPER BRIGHT 20-WATT LASER LED
 1200 METERS-COVERAGE RANGE 1200 LUMENS
 2-3 HOURS CONTINUOUS WORKING
 ACRYLIC CONVEX LENS / ** ONLY ON LED BULB / TYPE -C CHARGING

LASER LED LONG RANGE 1.2 METERS



Model No : SLT-3911Z



3PCS COMBO RECHARGEABLE LED TORCH

AEROSPACE GRADE ALUMINUM BODY
 ZOOM FUNCTION ON-OFF-HIGH-MEDIUM-LOW -STROBE-SOS-OFF
 CORROSION RESISTANT/WATER RESISTANT/SHOCK RESISTANT
 130,000 HOURS LIFE FOR LED BULB
 6000mAh LITHIUM RECHARGEABLE BATTERY
 HYPER BRIGHT 15-WATT LASER LED
 1000 METERS-COVERAGE RANGE 1000 LUMENS
 1.5-2 HOURS CONTINUOUS WORKING
 ACRYLIC CONVEX LENS / ** ONLY ON LED BULB / TYPE -C CHARGING

LASER LED LONG RANGE 1 KM



MODEL No.	PCS/CTN	CBM PER ctn	QTY 20'	QTY 40'	QTY 40'Hq
SLT-3711Z	20 PCS	0.0317	17660	35320	42900
SLT-3811Z	20 PCS	0.0551	10160	20320	24680
SLT-3911Z	100 PCS	0.0551	10160	20320	24680

RECHARGEABLE LED TORCH

1PC BRIGHT LED
 CHARGE INDICATOR
 LED BULB LIFE TIME : 10,000HOURS
 WITH 800mAh RECHARGEABLE LI-ION BATTERY
 CHARGING TIME : 10-12HOURS
 WORKING TIME : 2HOUR(1W) 2HOURS(COB)



RECHARGEABLE LED TORCH

1PC SMD BRIGHT LED
 LED BULB LIFE TIME: 10,000HOURS
 WITH CHARGING INDICATOR
 WITH 1500mAh RECHARGEABLE LI-ION BATTERY
 CHARGING TIME: 4-5HOURS
 WORKING TIME : 2.5-3HOURS(SUPER BRIGHT)
 ,7-8HOURS(BRIGHT)
 POWER SOURCE: DC 5V



RECHARGEABLE LED TORCH

1PC SMD BRIGHT LED
 LED BULB LIFE TIME: 10,000HOURS
 WITH CHARGING INDICATOR
 WITH 2000mAh RECHARGEABLE LI-ION BATTERY
 CHARGING TIME: 8-9HOURS
 WORKING TIME : 2-3HOURS(SUPER BRIGHT)
 ,7-8HOURS(BRIGHT)
 POWER SOURCE: DC 5V



MODEL No.	PCS/CTN	CBM PER ctn	QTY 20'	QTY 40'	QTY 40'Hq
SPLT-108N	120 PCS	0.082	40920		99600
SPLT-116U	100 PCS	0.0528	53000	110000	129000
SPLT-117U	60 PCS	0.0948	11700	36720	43200

Model No : SPLT-108N



Model No : SPLT-116U



Model No : SPLT-117U



Model No : SPLT-121N



RECHARGEABLE LED TORCH

1PC + 24PCS SMD BRIGHT LED
 LED BULB LIFE TIME: 10,000HOURS
 WITH CHARGING INDICATOR
 WITH 1200mAh RECHARGEABLE LI-ION BATTERY
 CHARGING TIME: 4-5HOURS
 WORKING TIME : STRONG 1-1.5HOURS(SIDE LIGHT)
 ,LOW 3.5-4HOURS(SIDE LIGHT),FRONT LIGHT
 5-6HOURS
 POWER SOURCE: DC 5V



Model No : SEL-687



RECHARGEABLE EMERGENCY LANTERN

30PCS BRIGHT LED, SWITCH MODE: SUPER BIRGHT, BRIGHT, OFF AND USB
 LIGHT SOURCE: 30PCS BRIGHTEST 5630 LED, LED BULB LIFE TIME: 10,000
 HOURS LUMINOUS FLUX: SUPER BRIGHT 550 LUMENS; BRIGHT 50 LUMENS
 WORKING TIME: SUPER BRIGHT 10 HOURS;
 BRIGHT 40 HOURS WITH EFFECTIVE EFFICIENCY
 CHARGE INDICATOR SOLAR CHARGE FUNCTION & POWER BANK FUNCTION
 BUILT-IN BATTERY: 4V 3AH RECHARGEABLE SEALED LEAD-ACID BATTERY
 CHARGING TIME: 10 HOURS
 POWER SOURCE: 220V-240V, 50Hz/60Hz, 8W



Model No : SEL-687N



RECHARGEABLE LED LANTERN

WORKING TIME: SUPER BRIGHT 2 HRS / MEDIUM BRIGHT 3 HRS /
 LOW BRIGHT 5HRS / CHARGE INDICATOR
 BUILT-IN BATTERY: 3.7V 2400MAH RECHARGEABLE LITHIUM BATTERY
 CHARGING TIME: 5HOURS
 AUTOMATIC LIGHTING DURING POWER FAILURE
 OVER-CHARGE AND OVER DISCHARGE PROTECTION
 POWER SOURCE : DC 5V INPUT



MODEL No.	PCS/CTN	CBM PER ctn	QTY 20'	QTY 40'	QTY 40'Hq
SPLT-121N	180 PCS	0.05266	95760	199980	234000
SEL-687	12 PCS	0.0728	4608	9552	11208
SEL-687N	10 PCS	0.0427	6550	13100	15920

SOLAR RECHARGEABLE LED LANTERN

428PCS BRIGHT LED / CHARGING INDICATOR
 HANDLE TO CARRY
 1200mAh RECHARGEABLE BATTERY
 BUILT IN SOLAR PANEL FOR CHARGING
 POWER SOURCE: AC 220-240V~ 50/60Hz
 CHARGING TIME : 10-15HOURS
 WORKING TIME : UP TO 3HOURS



RECHARGEABLE EMERGENCY LANTERN

44PCS FRONT + 18PCS SIDE BRIGHT LED
 SWITCH MODE : OFF,BRIGHT,SUPER BRIGHT AND SIDELIGHTS
 LED BULB LIFE TIME: 10,000 HOURS
 LUMINOUS FLUX : SUPPER BRIGHT 550 LUMENS ,BRIGHT 50LUMENS
 WORKING TIME: SUPER BRIGHT 8 HOURS,BRIGHT 30 HOURS,
 SIDELIGHTS 8 HOURS / CHARGE INDICATOR
 BATTERY CAPACITY INDICATOR FOR 50%,75%,100%
 SOLAR CHARGE FUNCTION & POWER BANK FUNCTION
 OVERCHARGE PROTECTION AND DEEP DISCHARGE PROTECTION
 BUILT-IN BATTERY : 6V 4.5AH RECHARGEABLE SEALED LEAD-ACID BATTERY
 CHARGING TIME : 10HOURS / POWER SOURCE: AC220-240V~ 50/60Hz



RECHARGEABLE EMERGENCY LANTERN

30PCS BRIGHT LED
 SWITCH MODE OFF, BRIGHT, AND SUPER BRIGHT
 LIGHTING SOURCE:30PCS BRIGHTEST 5630 LEDS
 LED BULB LIFE TIME:10,000 HOURS
 LUMINOUS FLUX:SUPER BRIGHT 550 LUMENS: BRIGHT 50 LUMENS
 WORKING TIME : SUPER BRIGHT 10 HOURS; BRIGHT 40 HOURS WITH
 EFFECTIVE EFFICIENCY / CHARGE INDICATOR
 SOLAR CHARGE FUNCION & POWER BANK FUNCION
 OVERCHARGE PROTECTION AND DEEP DISCHARGE PROTECTION
 BUILT-IN BATTERY:6V 4.5AH RECHARGEABLE SEALED LEAD-ACID BATTERY
 CHARGING TIME:10 HOURS
 POWER SOURCE:AC220-240V~ 50-60Hz



MODEL No.	PCS/CTN	CBM PER ctn	QTY 20'	QTY 40'	QTY 40'Hq
SEL-693NS	80 PCS	0.0907	24800	51200	60000
SEL-697SP	10 PCS	0.08775	3200	6600	7700
SEL-702	10 PCS	0.00533	5250	10880	12750

Model No : SEL-693NS



Model No : SEL-697SP



Model No : SEL-702



Model No : SEL-703



RECHARGEABLE EMERGENCY LANTERN
 30PCS BRIGHT LED
 6V DC SOCKET / CHARGE INDICATOR
 WITH HANDLE / BUILT-IN BATTERY:4V 1.1AH
 RECHARGEABLE SEALED LEAD-ACID BATTERY
 POWER SOURCE:AC220-240V~50-60Hz
 CHARGING TIME:8-10 HOURS / WORKING TIME:UP TO 4 HOURS



Model No : SEL-704



SOLAR RECHARGEABLE LED LANTERN
 21PCS BRIGHT LED
 CHARGE INDICATOR
 WITH HANDLE / BUILT IN BATTERY : 4V 1100mAh RECHARGEABLE
 LEAD ACID BATTERY / POWER SOURCE: DC 5V
 CHARGING TIME: 8-10 HOURS / WORKING TIME: UP TO 4 HOURS



Model No : SEL-705N



SOLAR RECHARGEABLE LED LANTERN
 52PCS BRIGHT LED
 CHARGE INDICATOR / WITH HANDLE
 BUILT-IN BATTERY : 4V 1.6AH
 RECHARGEABLE SEALED LEAD-ACID BATTERY
 POWER SOURCE : AC220-240V 50/60Hz
 CHARGING TIME : 10-12HOURS / WORKING TIME : UP TO 4HOURS



MODEL No.	PCS/CTN	CBM PER ctn	QTY 20'	QTY 40'	QTY 40'Hq
SEL-703	100 PCS	0.000621	45000	93000	109000
SEL-704	100 PCS	0.0690	40500	81000	98500
SEL-705N	40 PCS	0.1051	10680		25880

4 SIDE SOLAR RECHARGEABLE LED LANTERN

32PCS BRIGHT LED
 CHARGE INDICATOR / HANDLE TO CARRY
 4V 800mAh RECHARGEABLE LEAD ACID BATTERY
 BUILT IN SOLAR PANEL TO CHARGE
 POWER SOURCE: AC 220-240V~ 50/60Hz
 CHARGING TIME: 8-10 HOURS
 WORKING TIME: UP TO 4 HOURS



RECHARGEABLE EMERGENCY LANTERN

30PCS BRIGHT LED
 CHARGE INDICATOR / WITH HANDLE
 BUILT-IN BATTERY : 4V 1.0AH
 RECHARGEABLE SEALED LEAD-ACID BATTERY
 POWER SOURCE : AC220-240V 50/60Hz
 CHARGING TIME : 10-12HOURS
 WORKING TIME : UP TO 4HOURS



SOLAR RECHARGEABLE LED LANTERN

75PCS BRIGHT LED
 CHARGING INDICATOR
 HANDLE TO CARRY
 3200mAh RECHARGEABLE BATTERY
 BUILT IN SOLAR PANEL FOR CHARGING
 POWER SOURCE: AC 220-240V~ 50/60Hz
 CHARGING TIME : 10-15HOURS
 WORKING TIME : UP TO 3HOURS



MODEL No.	PCS/CTN	CBM PER ctn	QTY 20'	QTY 40'	QTY 40'Hq
SEL-706	40 PCS	0.0696	24120	48240	58620
SEL-706N	48 PCS	0.1402	9600		23280
SEL-707NS	30 PCS	0.0723	11700	24150	28200

Model No : SEL-706



Model No : SEL-706N



Model No : SEL-707NS



Model No : SEL-714S



RECHARGEABLE EMERGENCY LANTERN

18PCS BRIGHT LED
CHARGING INDICATOR
HANDLE TO CARRY
900mAh RECHARGEABLE BATTERY
BUILT IN SOLAR PANEL FOR CHARGING
POWER SOURCE: DC 6V
CHARGING TIME : 10-15HOURS
WORKING TIME : UP TO 3HOURS



Model No : SEL-719



RECHARGEABLE EMERGENCY LANTERN

30PCS SMD BRIGHT LED
SWITCH MODE : OFF, BRIGHT, AND SUPER BRIGHT
LED BULB LIFE TIME: 10,000HOURS
DC 6V SOLAR CHARGE FUNCTION
WITH CHARGING INDICATOR / OVERCHARGE PROTECTION
BUILT-IN 4V 1100mAh RECHARGEABLE SEALED LEAD-ACID BATTERY
CHARGE TIME : 10-15HOURS
WORKING TIME : 1-2HOURS(SUPER BRIGHT) ,2-3HOURS(BRIGHT)
POWER SOURCE : 220-240 ~ 50/60Hz



Model No : SEL-720N



RECHARGEABLE LED LANTERN

44PCS FRONT + 14PCS SIDE BRIGHT LED
SWITCH MODE: OFF, BRIGHT , SUPER BRIGHT AND SIDELIGHTS
LED BULB LIFE TIME: 10,000 HOURS
LUMINOUS FLUX: SUPER BRIGHT 260LUMENS; BRIGHT 180 LUMENS
WORKING TIME: SUPER BRIGHT 1.5 HOURS; BRIGHT 12HOURS ,
SIDELIGHT:12HOURS / CHARGE INDICATOR
SOLAR CHARGE FUNCTION / OVERCHARGE PROTECTION
BUILT-IN BATTERY: 4V 2.5AH RECHARGEABLE SEALED LEAD-ACID
BATTERY CHARGING TIME: 11HOURS
POWER SOURCE: AC220V-240V~, 50Hz/60Hz



MODEL No.	PCS/CTN	CBM PER ctn	QTY 20'	QTY 40'	QTY 40'Hq
SEL-714S	100 PCS	0.0644	43500	90000	105600
SEL-719	60 PCS	0.0716	23460		56990
SEL-720N	30 PCS	0.0971	8640	19104	21000

Model No : SEL-721



RECHARGEABLE 3 SIDE EMERGENCY LANTERN

72PCS FRONT +36PCS SIDE BRIGHT LED
SWITCH MODE : OFF, BRIGHT
SUPER BRIGHT AND SIDELIGHTS
LED BULB LIFE TIME:
10,000 HOURS LUMINOUS
FLUX: SUPER BRIGHT 550 LUMENS
BRIGHT 50 LUMENS
WORKING TIME: SUPER BRIGHT
10HOURS ,BRIGHT 50 HOURS ,
SIDELIGHTS :10HOURS
CHARGE INDICATOR
SOLAR CHARGE FUNCTION
POWER BANK FUNCTION
OVERCHARGE PROTECTION AND
DEEP DISCHARGE PROTECTION
BUILT-IN BATTERY: 6V 4.5AH RECHARGEABLE
SEALED LEAD-ACID BATTERY
CHARGING TIME: 10 HOURS
POWER SOURCE: AC220-240V-50/60Hz



Model No : SEL-722N



RECHARGEABLE EMERGENCY LIGHT

30PCS BRIGHT LED
STEPLESS BRIGHTNESS CONTROL
LED BULB LIFE TIME: 10,000 HOURS
LUMINOUS FLUX: SUPER BRIGHT 750LUMENS;
BRIGHT 50 LUMENS
WORKING TIME: SUPER BRIGHT
5.5 HOURS*; BRIGHT 50HOURS*
WITH EFFECTIVE EFFICIENCY
CHARGE INDICATOR
SOLAR CHARGE FUNCTION &
POWER BANK FUNCTION
BUILT-IN BATTERY: 6V 4.5AH RECHARGEABLE
SEALED LEAD-ACID BATTERY
CHARGING TIME: 20HOURS
POWER SOURCE: AC220V-240V~, 50Hz/60Hz ,6W




MODEL No.	PCS/CTN	CBM PER ctn	QTY 20'	QTY 40'	QTY 40'Hq
SEL-721	12 PCS	0.0841	3984	7968	9696
SEL-722N	10 PCS	0.0729	3900	8000	9350

Model No : SEL-723SN



4 SIDE SOLAR RECHARGEABLE LED LANTERN

92 PCS BRIGHT LED
SOLAR CHARGE FUNCTION
CHARGE INDICATOR
WITH HANDLE
INPUT: DC 5V
LED OUTPUT POWER:12W
BUILT-IN BATTERY:2*3.7V 1800MAH
RECHARGEABLE LITHIUM BATTERY
CHARGING TIME: 6-8 HOURS
WORKING TIME: 4 TUBE: 1.2-1.5 HOURS
2 TUBE: 1.6-2 HOURS
OVER-CHARGE PROTECTION




Model No : SEL-726



RECHARGEABLE EMERGENCY LIGHT

16PCS BRIGHT LED
5V DC SOCKET
CHARGE INDICATOR
WITH HANDLE
BUILT-IN BATTERY: 4V 1.2AH
RECHARGEABLE SEALED LEAD-ACID BATTERY
POWER SOURCE: DC 5V
CHARGING TIME: 10-12 HOURS
WORKING TIME: UP TO 4 HOURS



MODEL No.	PCS/CTN	CBM PER ctn	QTY 20'	QTY 40'	QTY 40'Hq
SEL-723SN	40 PCS	0.0677	16520	33040	40160
SEL-726	100 PCS	0.0681	41100	85100	99800

RECHARGEABLE 2 SIDE LANTERN

33PCS FRONT +37PCS SIDE BRIGHT LED
SWITCH MODE: LOW, MEDIUM, HIGH, SIDE LIGHT
LED BULB LIFE TIME : 50000 HOURS
LUMINOUS FLUX : HIGH 420 LUMENS /
MEDIUM 250 LUMENS/ LOW 125 LUMENS
WORKING TIME: SUPER BRIGHT 2.5 HRS
MEDIUM BRIGHT 5 HRS
LOW BRIGHT 11HRS
SIDE LIGHT 4HRS
CHARGE INDICATOR
BUILT-IN BATTERY: 3.7V 4000mAh RECHARGEABLE
LITHIUM BATTERY
CHARGING TIME: 12HOURS
AUTOMATIC LIGHTING
DURING POWER FAILURE
OVER-CHARGE AND
OVER DISCHARGE PROTECTION
POWER SOURCE : DC 5V INPUT



Model No : SEL-677



RECHARGEABLE 3 SIDE LANTERN

30PCS FRONT+36PCS SIDE BRIGHT LED
SWITCH MODE: OFF, BRIGHT,
SUPPER BRIGHT AND SIDE LIGHT
LED BULB LIFE TIME: 10,000 HOURS
LUMINOUS FLUX : SUPER BRIGHT 850 LUMENS/
BRIGHT 80 LUMENS
WORKING TIME: SUPER BRIGHT 10 HRS /
BRIGHT 60HRS
SIDE LIGHT 30HRS
CHARGE INDICATOR
OVER-CHARGE AND
OVER DISCHARGE PROTECTION
BUILT-IN BATTERY: 3.7V 5000mAh RECHARGEABLE
LITHIUM BATTERY
CHARGING TIME: 10 HOURS
POWER SOURCE:DC 5V INPUT



Model No : SEL-728



MODEL No.	PCS/CTN	CBM PER ctn	QTY 20'	QTY 40'	QTY 40'Hq
SEL-677	10 PCS	0.0755	3700	7400	9000
SEL-728	20 PCS	0.0933	6000	12000	14560

Model No : SEL-2244



**2 IN 1 COMBO
RECHARGEABLE LED LANTERN**

30PCS BRIGHT LED
SWITCH MODE: OFF, BRIGHT, SUPER BRIGHT
LIGHTING SOURCE: 30PCS BRIGHT 5030 LED
LED BULB LIFE TIME: 10,000 HOURS
LUMINOUS FLUX: SUPER BRIGHT
550LUMENS; BRIGHT 50 LUMENS
WORKING TIME: SUPER BRIGHT 10 HOURS
; BRIGHT 40HOURS
WITH EFFECTIVE EFFICIENCY
CHARGE INDICATOR
SOLAR CHARGE FUNCTION &
POWER BANK FUNCTION
OVERCHARGE PROTECTION AND
DEEP DISCHARGE PROTECTION
BUILT-IN BATTERY: 4V 3AH RECHARGEABLE
SEALED LEAD-ACID BATTERY
CHARGING TIME: 10HOURS
POWER SOURCE: 220V-240V~, 50Hz/60Hz 8W



Model No : STL-006



RECHARGEABLE LED CLIP LAMP

RECHARGEABLE LED CLIP LAMP
24+8PCS 0.2W BRIGHT LED
TOUCH SWITCH
WITH NON-SLIP CLIP
TYPE-C FAST CHARGING
LIGHT MODE : SUPER BRIGHT
, BRIGHT, LOW
ADJUSTABLE HOLDER TUBE
COMFORTABLE NATURAL LIGHT AND
SOFT LIGHTING SOURCE
WITH 1800mAh RECHARGEABLE LI-ON BATTERY
CHARGING TIME :3-4HOURS
OPERATING TIME :SUPER BRIGHT3.5-4.5H
BRIGHT 3.5-4.5H /LOW 2-3H
POWER SOURCE: DC 5V1A



MODEL No.	PCS/CTN	CBM PER ctn	QTY 20'	QTY 40'	QTY 40'Hq
SEL-2244	6 SETS	0.0727	2310	4800	5610
STL-006	60 PCS	0.1407	11940	23800	28980

**RECHARGEABLE
LED CLIP LAMP**

RECHARGEABLE LED LAMP12+8PCS 0.5W BRIGHT LED
TOUCH SWITCH
TYPE-C FAST CHARGING
LIGHT MODE: LOW, BRIGHT,
SUPER BRIGHT, NIGHT LIGHT
ADJUSTABLE HOLDER TUBE
COMFORTABLE NATURAL LIGHT AND
SOFT LIGHTING SOURCE
WITH PEN, PHONE HOLDER AND
STORAGE BOX
1200MAh RECHARGEABLE
LI-ION BATTERY
CHARGING TIME : 2-3HOURS
OPERATING TIME : LOW 2.5-3H/ BRIGHT2.5-3H/
SUPER BRIGHT1.5H
POWER SOURCE: DC 5V1A



Model No : STL-008



Model No : SLB-125

5+1 LED FOLDING LAMP

E27 BASE / 40PCS LED
MAX POWER 48W
WITH EXTRA B22 ADAPTOR
LIGHTING: WHITE LIGHT
INPUT VOLTAGE: AC 165-220V/50Hz-60Hz
FOLDABLE
4 LEAF BRIGHT LIGHT



MODEL No.	PCS/CTN	CBM PER ctn	QTY 20'	QTY 40'	QTY 40'Hq
STL-008	50 PCS	0.1298	10750	21500	26150
SLB-125	100 PCS	0.0711	39300	79600	95600

Model No : SSL-724



RECHARGEABLE SEARCH LIGHT

7W BRIGHT LED
 SWITCH MODE : BRIGHT ,SUPER BRIGHT ,BLINKING
 LED BULB LIFE TIME: 10,000HOURS
 CHARGING INDICTAOR
 PORTABLE CARRYING BELT
 OVERCHARGE PROTECTION
 4.2V 4600mAh RECHARGEABLE BATTERY
 CHARGING TIME :7-9HOURS
 WORKING TIME : 11-12HOURS(BRIGHT)
 ,5-5.5HOURS(SUPER BRIGHT)
 POWER SOURCE : DC 5.8V



Model No : SSL-725B



RECHARGEABLE SEARCH LIGHT WITH BULB

1PC 10W HI-POWER BRIGHT LED
 +2PCS 3W COB LIGHT
 3PCS OUTPUT SLOT(DC 4V)
 FRONT LIGHT MODE: BRIGHT,
 SUPER BRIGHT, BLINKING LIGHT
 BOTTOM LIGHT MODE: BRIGHT, SUPER BRIGHT
 CHARGING INDICATOR
 SOLOR CHARGING FUNCTION &
 POWER BANK FUNCTION
 4V 6000mAh LEAD-ACID
 RECHARGEABLE BATTERY
 CHARGING TIME:8-10HOURS
 DURATION TIME:8-10HOURS
 POWER SOURCE:DC 6V INPUT



MODEL No.	PCS/CTN	CBM PER ctn	QTY 20'	QTY 40'	QTY 40'Hq
SSL-724	18 PCS	0.109	4626		13304
SSL-725B	20 PCS	0.133	4200	8720	10220

Model No : SHL-333



HEAD LIGHT

1PCS SMD BRIGHT LED
 LED BLUB LIFE TIME :10,000HOURS
 CHARGING INDICATOR / 1200mAh RECHARGEABLE
 LI-ION BATTERY / CHARGE TIME: 15HOURS
 WORKING TIME: 8HOUR(SUPER BRIGHT)
 15HOURS(BRIGHT) / POWER SOURCE: DC 5V 1A

5 WATT



Model No : SHL-334



3IN1 RECHARGEABLE HEAD LIGHT

1 PC SMD BRIGHT LED
 LED BULB LIFE TIME: 10,000HOURS
 CHARGING INDICATOR
 RECHARGEABLE LI-ION BATTERY 2*1800mAh
 TYPE-C INPUT: DC 5V
 WITH ZOOM FUNCTION
 WITH DOUBLE SWITCH
 CHARGE TIME :9-12HOURS
 WORKING TIME: SUPER BRIGHT 5.5-6.5 HOURS/BLINKER 8-9
 HOURS/LOW BRIGHT 10-11HOURS
 *WARRANTY ONLY ON LED BULB.
 LIMITED WARRANTY ON OTHER PARTS.

5 WATT



MODEL No.	PCS/CTN	CBM PER ctn	QTY 20'	QTY 40'	QTY 40'Hq
SHL-333	80 PCS	0.0704	31760	63520	77200
SHL-334	60 PCS	0.09243	18120	37620	44100

Model No : SRB-122N



RECHARGEABLE LED BULB

32 PCS BRIGHT LED
 MULTI-FUNCTION BUTTONS: ON-HIGH-LOW-STROBE-OFF
 BATTERY CAPACITY: 2*18650 LI-ION 1500mAh
 LED WATTAGE: 30W / TYPE-C CHARGING
 WITH REMOTE CONTROL
 WITH 1PC METAL HOOK & 1PC MAGNET
 DIGITAL DISPLAY & BATTERY INDICATOR
 COOL DAY LIGHT : 8000K / BRIGHTNESS: 500LM
 EMERGENCY TIME: 2-3HRS / CHARGING TIME: 5-6HRS
 DC 5V INPUT

**32
PCS
LED**



Model No : SDLB-126BT



DISCO LED FOLDING LAMP

E27 BASE / 108 PCS LED
 LED POWER: 20W / BRIGHTNESS: 1000 LM
 SPEAKER POWER : 2.5W
 LIGHTING : WHITE LIGHT +RGB
 BLUETOOTH: 5.0 WIRELESS VERSION
 INPUT VOLTAGE : AC 110-240V/50Hz-60Hz
 FOLDING DESIGN / BT FUNCTION
 REALPLAY
 3 LEAF BRIGHT LIGHT

**1000
LUMEN 20
WATT**



Model No : SGM-666



**6 IN 1 RECHARGEABLE
GUN MASSAGER**

INPUT VOLTAGE: 5V/2A
 6 PCS MASSAGE HEAD: SPIKE HEAD, MUSHROOM
 HEAD, U FIRST, LUNE, CONICAL HEAD, SPHERICAL HEAD
 MOTOR TYPE: BRUSHED MOTOR
 BATTERY CAPACITY: 1200MAH
 CHARGING TIME: 2 HOURS
 VOLTAGE POWER: 24W
 GEAR: 6 GEAR OPTIONS
 RECHARGEABLE BATTERY / TYPE-C RECHARGING SLOT
 ADJUSTABLE INTENSITY / LONG LASTING BATTERY

**24
WATT**



MODEL No.	PCS/CTN	CBM PER ctn	QTY 20'	QTY 40'	QTY 40'Hq
SRB-122N	60 PCS	0.0474	65400	70800	86040
SDLB-126BT	36 PCS	0.1435	7020	14040	17028
SGM-666	20 PCS	0.057	9820	19640	23840

SONASHI®

CORPORATE OFFICE

Shaika Mariam Building, Suite No.205 2nd floor, Plot No.: P119-132, Nasser Square, Deira, Dubai, United Arab Emirates
 Tel : +97142211461 P.O.Box: 15683 Dubai, United Arab Emirates.

Sales Enquiry: marketing@sonashi.ae Enquiries: www.sonashiuae.com/enquiries Service Centres: www.sonashiuae.com/servicecentre

www.sonashiuae.com

**DOWNLOAD SONASHI
CATALOGUE APP NOW!**

